



**THE OFFICIAL NEWSLETTER OF THE NEW JERSEY CHAPTER OF THE
INTERNATIONAL PLASTIC MODEL SOCIETY**

JULY, 2022

Vol.XXX Iss.vii

FROM THE IRON WORKS

By Big Bill Schwarz, President

“The cookout/party has been rescheduled until September, when more people will be available to attend.

I’m recovering from my broken arm and should be at the July meeting. If I can’t make it, I hope all of you enjoy your summer! Regards, BIG BILL



We all wish a speedy recovery for our Fearless Leader. Ed.



THE CONTACT'S VIEW

By Mike Pavlo, VP



I wasn't able to make the June meeting, but based on the photos on the club website, there was a great turnout of really nice models on display.

The IPMS Nationals are right around the corner. I'm pretty sure a few of our guys are going. It's always a fun event and I look forward to when it's within reasonable driving distance for us again. It hasn't been in the east for several years, and next year it's in Texas (postponed from 2020). So, I'm hoping that when the venue for 2024 is announced, that it will be somewhere in the mid-Atlantic or (is it even possible?) the Northeast.

As is their norm, Eduard is using the IPMS/USA Nationals to release their latest effort – a 1/48 Grumman F4F-3 Wildcat. From the limited images I've seen online, it looks to be another fantastic kit from them. Eduard seems to continually outdo themselves in both subject matter selection and superb detailing. I'm certainly looking forward to it!

Hope to see everyone at the meeting!

Best Wishes,

Mike P.

Dave DeNardo and I are making the long drive to Omaha-hope we survive! Ed.



July's theme is "ITALIAN NIGHT", sponsored by Antonio Merolli


SALE OF JOHN CUNNINGHAM'S MODEL KIT COLLECTION AT THE JULY MTG.

Via Mike Dobrzelecki

I will be bringing John's kits, after-market resin, PE, decals and some books to the July meeting for Sale. Please check each kit for completeness prior to purchasing. Some kits have been started by John, so here's a chance to complete something as a legacy to John's memory and incredible modeling skills. There's a HUGE selection of after-market, resin and PE for automotive fans.

The photos are just a sample of what will be for sale-including aircraft and armor, as well as some Bandai 1/48 scale armor.

Joining me for the sale will be John's wife Madeline, so come over and say Hi, even if you don't buy anything. She's a real sweetie!





Thanks Mike.



DAVE GRANLUND © www.davegranlund.com

Now here's a build from Dr. Simon.

SOVA-M GENERAL AVIATION GA43

The first half of the 1930's was a time of incredibly fast development in aviation. Metallic construction, soundproofing, toilets and washrooms rapidly replaced wood and fabric. There was also a brief phase of popularity for single-engine 'state of the art' rapid airliners such as the General Aviation GA43 or the better-known Vultee V1. These were rapidly overtaken by twin engine types, not the least because of safety concerns.

The General Aviation GA43 is sometimes called the Clark GA43 because of its designer, Virginius Clark. General Aviation changed owners several times during this airplane's brief production run, and had become North American Aviation before it was over; the GA43 therefore became the first plane produced by this illustrious company. It was a thoroughly modern plane that flew with a pilot, copilot, stewardess and ten passengers. There was a certain 'Art Deco' feel about its appearance, somewhat like Flash Gordon's rocket! This 1/72 kit was recently put out by Sova-M. This name may not be familiar to you, but it is the same company as A model and Eastern Express. I have become convinced that they keep on changing their branding and nominal country of origin to accommodate for current sanctions and import duties. Nominally, they are now from the Ukraine. More power to them!



The GA43 is a competent ki , with assembly being simple and hassle-free .Very nice molding is evident in small parts such as the landing gear and cockpit furnishings . There are no accommodations provided for the passenger cabin, which is fine as they would be invisible if they were there.

Special mention must be made of the large, single piece clear cockpit .It is beautifully molded and fits well ; this is just as well as it sits so prominently on top of the fuselage . Masks are provided for it.

There is a very small fret of photo-etch: pushrods for the engine, and beautiful scissors for the landing gear legs; these were so delicate that I wasn't able to use them, and instead made some up from plastic scrap.

Painting was a breeze. I began with a couple of coats of Mr Surfacer 1000 spray primer to get rid of eventual rough spots. That being done, I gave my GA43 an overall silver finish with Design Studios' s Brilliant Silver dried flower-safe spray paint. I am thankful to Mr Mike Terre for the recommendation; you can find this at Michael's.

The cockpit interior was painted blue-grey and the pilots' seats dark blue - just a guess as I could find no guidance it this. Seat belts were my usual: strips of yellowed newsprint.

The decals provided are of excellent quality, with two choices being offered: Japanese or Manchuria . They lay down as well as they look, but require some care as they are prone to folding over. Regrettably, the small winged GA logos are not handed.

A few small details were added: an airspeed probe, two sets of landing lights, wingtip position lights and 'pop-up landing gear position indicators on top of the wings. The latter are pieces of thin metal wire planted into small holes and painted red. Windows were made using Testor's clear parts glue and window maker.

As usual , I finished off my model with a coat of satin varnish from a Tamiya spray can . This was an enjoyable and relatively simple project, and also a reminder of how much of aviation's past remains unexplored.

Nice build Simon!



June's Theme was **FIGURES**...and there were some nice entries.



Jimmy Cosides brought in a nice 120 mm 3rd US Infantry G.I.



Jim Pentifallo built Mobius 1/9 scale Bela Lugosi as **DRACULA**



Bill Connelley showed his Historex 54 mm Napoleon with Marshalls of France



And the winner of a \$25 Micro-Mark voucher was John Bucholz' rotating Russian Army Beauties!


There were other models also on display.




Bob LaPadura built Great Wall's 1/35 128cc Pak 44



Martin Quinn built Dragon's 1/350 USS Laffey- scratch built bridge to focs'l. Wow.



Bill Connelly also brought in Scale Worx 1/72 Atlas Cheetah.



Your editor showed a Revell-Pro Modeler 1/48 P40-D. Scratch-built seatbelts, instrument panel decals from UK products, and Eagle Strike Russian markings for the Leningrad front in 1943.




Greg Voronin built Hobby Boss' 1/48 ME-262 with a conversion for the 30 mm cannon.



Lukas Spitz-Chapman showed a nice dio-rama of 1/35 Meng Jagdpanther with Alpne figures and a scratch-built house. Nice.

Here's some pics of the WIP and just to see kits.





Well that's it for this month. Don't forget Italian Night!

And maybe Big Bill will let us sign his cast!