



**OFFICIAL NEWSLETTER OF THE NJIPMS
NEW JERSEY CHAPTER OF THE INTERNATIONAL PLASTIC
MODELING SOCIETY.**

Iss.xxxi,vol2

FROM THE IRON WORKS

By Big Bill Schwarz, El Presidente

HI all! first let me say sorry about last months' NL. Im not one for missing my piece, but my F%\$#@*G went into a Windows continuous repair loop. I just bought another one so here we are. Sad because I lost files and pictures of models and related things! Nuff said bout dat !!!!!!! Just moving on. !!!!!!!!!!!!!!! As you all know, Its SHOWTIME !

I have been working on contracts and logistics for the past 2 weeks and I have already gotten back quite a few paid table reservations. I usually don't start getting them till mid to late February so this to me indicates the show should be very big depending on the weather ! Climate change is real and is happening. Hope everyone gets it fixed for future generations! As me, the eboard and webmaster, graphic artist and awards guys are all doing their part, we are at 50 so days so when its here just do your part and MCon 29 will be just fine.

The P-47 GB was light so we will combine it in March. The February meeting night is valentines' day so it's very understandable if the meeting is light! Enjoy the day and have fun! I'm pretty busy still with surgeons and hospitals but I will keep going as usual. Not too many things slow me down so that's it on that !!!!!


The small armor group build will be May or so. Every kit was taken so after some thought I had Jimmy send me an M3 Lee. I just got custom decals for Lulubelle from the Bogart movie Sahara ! That will be my official entry on a desert base with a palm tree and maybe a camel! We will see. I guess that's about it for me this month. Hope you all enjoy life and live long!



Regards/Friendship , Big Bill

From the Vice President's Desk

By Vince D'Alessio



Hi Guys hope all is well, getting ready for Mcon29 now. We need all the members to participate to have another successful show. Guys we need as many donated models for the raffle as possible and individual sponsorship for trophy's

Have a great Valentines Day .

VINCE

THE CONTACT'S VIEW

By Mike Pavlo, VP




At meeting time, MosquitoCon will be less than 2 months away. As usual, preparations are underway for all the things that need to be

taken care of for the show. I'm sure that Bill will give his updates at the meeting.

Currently, only a few trophy sponsorships have been taken. Please see Joe Smith at the meeting to sponsor the categories of your choice if you'd like to assist with this very important expense. Members have been very generous with sponsorships in the past, so hopefully that will continue this year. Also, we're always in need of quality kits and other items for the raffle. I've heard back from HobbyLink Japan and this year they are cutting back on donations, so we won't be receiving any kits from them this time. In fact, we've seen a decline in recent years regarding kit donations from manufacturers. If you can help out by bringing donations for the raffle to the show, that would be fantastic. Thanks in advance for the support!

Best Always,
Mike P.

And now, a month early!!! We are in receipt of a "TERRE-GRAM!



A Biplane with drop tanks?

Just completed the RS 1/72nd scale model of the Arado Ar65. This aircraft was originally used as a training aircraft however, during WWII it was also used as a night harassment aircraft and to tow gliders. I chose to model the glider towing version as it has these neat looking external fuel tanks mounted under the upper wing. This was a field modification that gave the aircraft greater range when towing gliders. I really liked how they mounted the fuel lines running from the tanks and into the fuselage along with their associated support struts. To my FAA friends: I'd "field approve" this alteration in a heartbeat!



This was pretty much straight forward build, mostly out of the box. I did have to scratch build the interplane "N" struts as the kit supplied ones were too short. These were made from Contrail strut stock. The external tank fuel lines were made from thin nickel coated copper wire. The fuel line support struts were also made from Contrail strut stock. The tanks along with their mounts were resin parts supplied with the kit.

I use Aleens's Tacky Glue to position the upper wings. It is very thick and slow drying which is great for aligning the upper wing. If a mistake is made the glue is easily removed with water. I start from the cabane struts, the small struts that connect the top wing to the fuselage. I apply just a drop of the glue to the tip of each strut, attach and align the wing and let dry. If the alignment is good I then go to the interplane struts, that's the struts that attach the bottom and top wings and tack them in place. Once final alignment is achieved the strut join areas are secured with super glue applied with a toothpick and the wings are done.

Polly Scale 505033 white paint was used throughout with the exception of the yellow identification markings which is Tamiya XF-3 Yellow. These aircraft were heavily used and were extremely weathered. For weathering effects I used a mixture of black and dark gray green pastels with Rub-N-Buff silver for the metal portions. Stretched sprue was used for the rigging. Kit supplied decals were used.



Oh, those small axle extensions you see coming off the landing gear wheels are used for

attaching skis for winter use.

This was a very enjoyable four week build of a very interesting aircraft. One of my friends Mike Witkowski always jokes with me when he sees one of my biplane builds by asking where's the extrnal stores like fuel tanks, and rockets. Well here's the tanks Mike, I'll start looking into rockets and missiles soon. I won't make it to the February meeting but will be there for the March "Nostalgia Night". Now be productive and get working on that build that's been sitting on your bench.

Mike Terre




THE JUDGES BENCH

It's been a busy yet mild winter. Lack of snow has kept me productive in other ways than my usual winter snow removal business. I've become addicted to collecting sturdy foam used in shipping to aid my dioramas. It's come in quite handy making a hill for my 72nd scale Tiger. Remember ALL!!!! THE THUNDERBOLT GROUP BUILD IS TO BE PRESENTED AT THE FEBRUARY MEETING. On to normal business. Last month I started, per the suggestion of many others, splitting the Land & Sea categories for the model contests. Naturally, everything that was brought in was an airplane. I will continue to do the split category for the remainder of the year and see how it pans out. I think that it's a good change. There are many models that are overlooked because the category was combined.

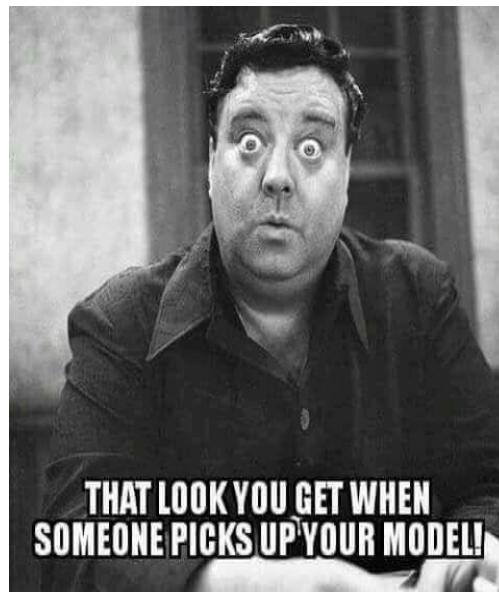
Additionally, I will need to know if anyone would like to sponsor a theme night this year? The usual fare of whatever prize you choose for the 2 (or 1 if you're stingy) winner. If you'd like, I can print out theme night specific certificates that you can sign and give to the winner.

My final note is that Mosquitocon is just over a month away. It's unbelievable. I'm glad we have a separate Gundam category this year. There were far too many entries last year in the Beings & Robots category. I believe we had 60 in that small section. I know it's over a month ahead of the show, but I'd like to ask (and I'm sure Jim Lincoln is in agreeance) that more people volunteer to judge the oddball categories. I know it's fun to judge air, armor, cars, and believe me I can definitely judge ships, but we are lucky to have 2-3 club guys doing 15 other categories. Last year, one of the gents from Gundam Planet worked with us judging, and the year prior a college aged fellow helped. If we could at least get 9 judges for these categories this year, it would be swell.

Jon



PS And just like that January's over!! I feel like the guy on the cover of "Alice in Chains" Greatest Hits.



Martin Quinn delivered a 1/350 model of the USS Enterprise (CV-6) that he built for the Rivervale NJ library. The model will be on permanent display in an Enterprise -themed exhibit they have. The library is home to some Enterprise relics and memorabilia - including Big E's name plate.



Also delivered was a drawing done by our own Joe Smith, who donated said drawing to the library. Photos of the delivery - and of the name plate - are included.



Now that is really cool!

Congratulations!

John Bucholz has a paint report.

Vallejo Hobby Paint-Good stuff in a big can!

I purchased this paint at the last Mosquitocon but I never got around to the project I was going to use it on. With the 1/72 armor group build on my bench I decided to test this product on a German halftrack. VALLEJO hobby paint comes in a very large 400ml can (for comparison Tamiya spray cans are 100ml). They also include two spray nozzles-one for fine work and one for larger area coverage. I used the fine spray nozzle as a 1/72 scale kit has a lot of fine lines and small rivets. As a test I sprayed multiple coats and even applied them in a heavier than usual manner. The paint snuggled down into all the recessed detail and all rivets were clearly visible. The paint dried to a nice Matt sheen and the surface was as smooth as an airbrush finish. There was no noticeable odor and the paint was dry to the touch in about 10 minutes. The only slight issue I had was with the color of the Panzer Yellow which seemed to be a bit too green. This was easily corrected by applying a wash of Gunze Sangyo H403 Dark Yellow after the Vallejo paint had dried for 24 hours. In summary I think that this product is a great addition to the VALLEJO line of paint. You can really attain an airbrush-like finish from a can and with a lot less prep and clean-up.

John Bucholz



For the March meeting Dan Spera and Mike Terre will be sponsoring

Nostalgia Night.

Please put on a dust mask, dig through your stash and bring some ancient relic for others to admire! It doesn't have to be a kit, maybe you've got a favorite built model, some old modeling magazines, old paint bottles, old glue, just bring it! It'd be nice if you could talk to the club about it, but that's not necessary, just bring something. This is not a competition, every can participate and everybody's a winner.

It will also be the continue to bring in your P-47 Thunderbolt builds!!!

Here are pictures from the January meeting!



The crowd!!



Big Bill in a quiet moment.



A lot of new kits, Christmas Presents?, were on the table.

SPONSOR A THEME NIGHT THIS YEAR!!!



Luis was very busy recently.



Nosferatu



WIP?

If you are not an IPMS/USA member, think about joining and support the hobby.



Martin Quinn is working on a conversion to the gunship.



I did not get a tag with this, but remember the O'Connor's leaving early.

This might have been done by Patrick.



Art Doran showed a Trumpeter
1/48 Sea Hornet



This was set down by Mike O'Connor



Eric Schroeter's P-47 for CB




And Gerry Rinaldi's too.




Reuven Rivera's FREMS 1/48 MB 339A

and Reuven himself!!



John Bucholz 1/48 Eduard PFALZ D.IIIA

Some cool references



A couple more from WIP and just for show table

Here's a few more of the ones from above.





That's about it! Hope to see a good turnout Friday Night. Big Bill will have a Valentine's Day Special Kiss for all who attend. NOT!!!