



**OFFICIAL NEWSLETTER OF THE  
NEW JERSEY CHAPTER OF THE IPMS      Volxxviii, Iss.xi  
NOVEMBER, 2019  
FROM THE IRON WORKS.**

**Big Bill Pres.**

Hi all. Not much going on club-wise but what is I will go over with you now.

1st up is pay your dues or it's the dead-beat diary. "NUFF SAID"

Next up is elections. Seems no candidates so all will be the same till next year It's fine by us so it's a done deal. Nothing is new on MCON nor is it likely to be till January when the show starts rolling !!!!!

Next up is models and such for warriors. We started a collection and it is very light. I hope members give like in past years. Please keep in mind we need #11 blades, New- not used - modelling brushes, acrylic paint and things of this nature. I went shopping last week and got \$150.00 or so of new tools, adhesives dremels and other things for the box. Added to the box this month and next so we can send them a nice box for Christmas. They truly deserve it. On that note, there will be a bucket at the next meeting and the December meeting. If every member who attends gives just \$3.00 we can give them a complete upgraded air brush and compressor set as well. Keep them in mind as the holiday rapidly approach !!!!!!!

Now, two things for group builds. Let's call the MONOGRAM P-47 Group build finished and ready for show at January's meeting. The ones done look great. Keep it up men! Well done. They will also be shown at MCON too!

With that said, I have a new group build and hope 15 of you will jump in and participate. It's the 2020 Small armor group build. small meaning no 35th or 48th scale. I have a box of goodies to give out at the next 2 meetings. pick and build. That simple. 72nd scale. Nice stuff too !

Thanks to Jimmy Pentifallo for sponsoring the build. Yes I just volunteered him. :)

Last two things are simple. Jeff the Rare Plane Detective is holding Model-Fest


2019 here in NJ. It's at the Whyndam Philly, exit 4, NJ TPK, Sunday November 17th 2019. More info at [rareplanedetector.com](http://rareplanedetector.com). Some of us are going and if my leg is usable I will be there too. Support Jeff if u can! He's the reason I started MCON , a long time friend and vendor and a great guy!..

Lastly, December meeting is the annual XMAS party! come hungry. bring your spouse if you wish and don't tell me that no one told you! I just did. Christen, our caterer at DeMarcos will be stuffing the plates for us to enjoy. There will be hot and cold food  
beer, wine and soda as well.

Thats it for me. Hope all is well. I will leave you with this. Have fun, enjoy, live life and live well. You never know! Happy T day to you all. BB Pres



**Martin Quinn was at the Hudson Valley Military Miniatures Guild Show, and took great pictures. I'll spread them around in the newsletter. ED.**





# From the Vice President's Desk


By Vince D'Alessio



Vince sent some pictures of a recent build, a Russian Howitzer. Hopefully for Russia night this month!



I think this is the Italeri 54CM General purpose Howitzer of WWII. I remember building this kit a few years ago, and it went together really well. Vince has some nice groundwork too.



# From the Vice President's Desk

By Joe Smith



I attended the HVMMG show a few weeks back, and met Joe Smith and Martin Quinn vending kits and books! Have a great Thanksgiving everybody!

## THE CONTACT'S VIEW

By Mike Pavlo, VP



Several years ago I promised myself that I'd try to get more exercise. I accomplish that mostly by walking, something that I've grown to really love...except in the rain. When it's raining I use a stationary bike in my basement, an activity that can be exceedingly boring. That is, until I began to utilize that time to read! Lately I've been going through the modeling magazines I have from the 60's and 70's. Talk about a trip back in time!! I'm having a blast reading these things, and surprisingly I can still remember some of the articles from when they were so new and exciting. It has also made me realize just how far the hobby has come since those days. We all acknowledge that there are far fewer people modeling these days – most kids and young adults simple aren't intrigued by the hobby the way we were. There are many proposed explanations for that, and I don't know the answer. I do know that the quality of current kits, paints, accessories, references and techniques are far better than they have ever been and exceed anything we could have dreamt of. For all of us still in the hobby, we are certainly very fortunate and we should be grateful for what we have!

I'd like to wish everyone and their families a very Happy Thanksgiving. May you get to spend time with your family and friends.

Best Wishes, Mike P.



# THE JUDGES TABLE

By Jon Da Silva



I think we had a great meeting last month with lots of models on the table, and good conversation as usual. The theme for this month will be Russian Night, sponsored by Simon. I may have a thing or two to bring in, but I find every time I bring a model to a meeting, something catastrophic happens to it. Either it explodes halfway due to one of the "few" potholes along the way, or it gets crushed somehow. I have no luck transporting anything I build! At any rate, I hope to see you all for the last "regular" meeting of the year. Let's not forget that December is the usual end of the year meeting (or so I'd assume).

Until then!

Jon



The show was smaller than I expected, since the last time I went up there was about six years ago. But the quality was good, and the vending was pretty negotiable. Had a good time talking with Mike and Vin from the Long island Club, who I had gotten to know in Chattanooga, at the Nationals this summer. ED.

Jimmy Lincoln sent this along to me for this issue.



I don't know if anybody in the club is aware of the new movie "Midway" that's opening next Friday (Club Night!). I know I wasn't until my son told me about it last night. It's from the directors of "Independence Day," and the trailer looks really good with spot-on special effects. No reviews available yet, but it is based on the real battle as it happened, with no famous movie stars, unlike the one made years ago that was an overblown Hollywood mish-mosh.

**WHAT WOULD A NJIPMS NEWSLETTER BE WITHOUTH A "TERRE-GRAM!"**



## **KASKR-2 Autogyro**

This is my build of the Amodel 1/72nd Scale KASKR-2 Autogyro. A few years ago I built the KASKR-1, also by Amodel, and enjoyed the build so much that I decided to build the improved version. Both KASKR autogyro were designed by Nikolay Kamov and Nikolay Skrzhinsky who later became prominent helicopter designers. In case you're wondering the designation "KASKR" derives from the first few initials of the designers last name.

The build was pretty straight forward. I cut out and posed the flight controls for a little interest and to illustrate how the aircraft was actually controlled . The rotor supplied only lift with conventional aileron, elevator and rudder for directional control. The stub wings supplied minimal lift. The rotor could be spun up prior to flight through a drive shaft and clutch arrangement. This allowed the aircraft to “jump” up a few feet while the conventional propeller pulled the aircraft forward.



The cockpit was not well detailed so I scratch built most of the internal structure with Evergreen rod and strip stock. Cockpit seats and control sticks came from the spares box. Seatbelts were made from thin sheet lead cut into strips and painted brown. The buckles were picked out in silver. Cockpit instrument panel were made from scrap plastic with the instruments from a spare decal sheet.

The rotor was a very interesting build as the original was made from wood with fabric covering. I painted the rotor Testors 4722 Radome Tan and once dry light brown pastel was rubbed over the blades to highlight the rib detail. The rotor hub was painted Tamiya XF-16 Aluminum.






The fuselage was a little difficult to close but judicious use of some clamps did the trick. The rotor mast was constructed separately by using a small jig that duplicated the mating surfaces on the fuselage. An interesting item on the rotor mast were the two externally mounted instruments that were viewed by the pilot. These were two tachometers, one for rotor RPM and the other for engine RPM. These instruments were critical for proper operation of the aircraft. These instruments were made from Evergreen rod stock and painted black with copper wire used for the leads. The instrument faces came from a Grant decal sheet.

With the fuselage complete and the rotor mast attached it was time for the ski landing gear. The skis were kit supplied but the attach brackets were scratch built from steel wire. The skis were made of wood as was the center nose over guard and propeller. The wood was simulated by painting the parts Tamiya XF-15 Flesh, then streaked with Tamiya XF-79 Deck Brown followed by a coating of Tamiya X-26 Clear Orange to bring out the wood grain and gloss finish of the original parts. The bungee cords for the center nose over guard and landing gear cross supports was made from black thread soaked in super glue followed by Micro flat finish.






Rigging was done using stretched sprue. The rotor counterweights on the outboard rigging was simulated by placing thick black paint on the rigging with a tooth pick. These counterweights acted as a crude vibration damper. Stretched sprue was also used for flight control rigging.

The KASKR was painted Tamiya XF-26 Deep Green with the metal portions Tamiya XF-16 Flat Aluminum. The aircraft undersides were painted Polly Scale 505226 USSR Undersides Blue. Weathering was done with a mixture of green, black and gray pastels plus Rub-N-Buff Silver. The aircraft carried no markings so no decals were needed.

For reference I used Soviet Autogyros 1929-1942 by Mikhail Maslov, published by Helion and



Company.

This is an


excellent softcover book with extensive color profiles and fabulous line art. It's available from Amazon for about \$20 and is highly recommended.

This was a very interesting and fun three week build. Thanks for reading, hope to be at the November "Russian Night" meeting. Now get down to your bench and build something!

**Once again, thanks to Mike for another great build and read! Ed.**

## **OCTOBER MEETING PICTURES and CONTEST RESULTS!**

October was CIVILIAN NIGHT, sponsored by yours truly. Thanks to everyone who brought in kits of models they built for the theme.



Big Bill brought in this Bonneville Salt  
Flats Motorcycle



Bill also put together this 1934 Ford Pickup  
from AMT 1/24 Scale

I have several car kits, but am very leery on building them. The finishes that good car modelers achieve is quite good. I'm not sure if I can reach those heights!! But it's just plastic! Ed.





Jerry Hughson loves Civilian night because he can dust off his very cool airliners for a look see.








Reuven Schevera and Bill Connolly also got in on the transportation builds.



Bill's SAAB 340 in 1/144 scale from Welsh Models took first in the Air for the night!






Mike Terre's Porsche 108 Junior Tractor

Bill Schwarz Porsche 962-C could not be


Further apart, yet are company products! Mike's Tractor is Revell's 1/24<sup>th</sup> scale, finished in Krylon and pastels. Bill's Racer is a 1/43 kit from Heller. Great finish!




Here are a couple of scratch-builds! John Bucholz' 1890 Diver is in 1/6 scale and pretty cool!

Devin Poore's AB5 580 Access/Egress Vehicle is a multi-media creation. Well done!





Mike o'Connor's Roadster and Corsair both showed super work.



John Cunningham brought in this Revell 1932 Ford Roadster. Resin wheels, tires and interior details. John wired and plumbed his engine, added a vacu-formed top, and used the windshield and cowl from as AMT Phantom Vicky! Good enough for first place Land Civvy!!



I'm going to call this issue done! Fred Horky sent me some great Bob Hope memories from Vietnam, but downloading is being difficult. If someone could explain to me how to create a link for something, that would be great. (I can see Terre looking in his stash for a big chain!)

Hope all are healthy, reasonably happy, and modeling.

Bill Schroeter