

## NEW JERSEY IPMS NEWSLETTER for FEBRUARY, 2018



From **The Iron Works"** by Big Bill Schwarz, President

Hi all. Hope the winter is treating you all well. This as usual will be short and sweet. This is my busy time as far as MCON goes. I am busy with vendors, make and take, food, and whatever pops up for the show. Yesterday, The e-board met and had a meeting which we do every year. It's mostly SOS but there are a lot of new points that we try to make better for the next year. This year two things.

First, is all vendors will have tags that say VENDOR. It is very hectic with them for the first hour. Second; and I would like for you all to pay attention on this one.

**Security!** We need it the first 3 to 4 hours of the show to make sure everyone pays and is not stepping on the toes of people who did! I am requesting that after initial set-up, that some of you man the doors so I don't have to chase anyone, or Dan doesn't have to chase anyone down either. He stepped up to the head judge position, so some of you that I see step up and help. Harmie has the Make-and-Take and his guys in hand. If everyone helps a bit, everyone can enjoy the show. So please do your part for the one day a year we ask you to help. Dan and the judging staff have

there own bits to tell you so I will leave it at that!

In closing, I just have to say one more thing. NJIPMS has lost another very good member. Big Johhny T has had to move and will be leaving us for the southern boys. John has been a very, very good member and always did a lot of things for the club. He is, and was a great helper and a willing participant in all areas of club concern!

Gooooooooooooooooooooood Luck Big John. T!! I, the e-board, and members will sadly miss you being here.

That's it for now, See y'all at the meeting! Please enjoy this wonderful Newsletter Bill Schroeter puts together for you.! He has stepped up and does a great job putting it all together and more.

Regards, Big Bill

**Shoot, now I have to make this thing wonderful?!?! Ed. lol**



"Quick Review" Evans designs by Big Bill Schwarz"

Guys. I want to get the word out about **Evan Designs**. It is part of the model train software website. Enclosed is there logo. They




are here in the good ol' USA too! They provide miniature lighting for all hobbies and is a great source for other things as well. The products are top notch, very very reasonable (Not like some other lighting kits) and advice and service is top notch! So if your thinking of lighting something give them a shot! They have my full endorsement because I am a happy customer!!!!!!!!!!!!!!!!!!!!!!!!!!!!!! [Modeltrainsoftware.com](http://Modeltrainsoftware.com) is the link.

Big Bill

## From the Vice President's Desk

By Vince D'Alessio



The February meeting is upon us, can't stop time; it's like a freight train three miles long going 80 mph!

I'm currently working on my 4th, Panzer 4 version model, I intend to build every version except the A and B.(if I live long enough) This is the F or F1 Dragon kit number 6315. Another fine kit although complicated it only takes paying strict attention to the instructions something I always try to deviate from by going forward into other areas- not something recommended. The German's added thicker armor at the foundry and not bolted or riveted on. The armor thickness had gone from 31mm to 50mm in

the mantlet and all other frontal plating. The turret has been changed from previous versions by the addition of 2 doors on each side of the turret. The turret engine exhaust also changed. The suspension and drive gear was only changed by the idler wheels shape and added strength, other-wise it remains the same. This version is the last one to use the short 7.5 cm KwK gun. The Krupp company was ordered to develop a new long barrel 7.5 cm cannon- the 7.5 cm KwK 40L /43 which created this new version, the F2 Panzer IV. According to the Dragon instructions the kit has nine possible color schemes. WOW ! That's going to take a long time to decide. None of them are DEK either.



Guys the 27th MCON is coming up fast on April 7, 2018. The club needs all of our members to attend the show and support the club by giving a couple hours of work. We need members for everything: security, the raffle, judging and at the walk-in table to collect and stamp the walk ins.

Remember this show generates the income that we use to pay the monthly rental at K of C hall and all our parties and other miscellaneous functions.

You have all done it in the past so I know you will do it again, thanks.

I have no new information on Buzz Lockwood, but I hope and pray we will be seeing him soon.



Fruil metal tracks

Stay Happy and stay Modeling.  
Vince

## From the Vice President's Desk

By Joe Smith



As with any new year comes the preparation for Mosquitocon 27 and the work to make her a success. Please consider sponsoring a trophy as well. You have always been very supportive in the past!

Also making a kit or decal donation is very helpful as well. Please see Vince or myself.

Joe Smith

**Joe makes a great point. Let's not have any un-sponsored awards! Ed.**

## The Contact's View

By Mike Pavlo, VP



I hope that everyone is enjoying the winter and hopefully getting in some quality modeling time as the wind howls outside. As hard as it may be to believe, MosquitoCon is coming up in just two short months. The E-board has met to review logistics and status updates, so we're on our way to our 27<sup>th</sup> consecutive show. I'm glad to say that we've already had several IPMS clubs in Regions 1 and 2 come forward and supply trophy sponsorship support for the show. Our brother clubs are always so

generous in their support, not only financially, but also by attending and helping to judge, etc. We are truly fortunate to have them! Our own members are always very supportive too in this regard. At the meeting, please see myself or Joe Smith if you'd like to sponsor a trophy package for MosquitoCon. As you know, the trophies represent a large chunk of our expenses for the show, so of course your support is greatly appreciated! It's a terrific way to give back to the club that provides so much enjoyment throughout the year.

Best wishes,

Mike P.

## THE JUDGES TABLE

By Jon Da Silva



Hello all! I can't believe it's already February. Mosquitocon is roughly two months away and I hope everyone is ready for it. I know I am. I've been working on a Bandai snap tite Y-Wing which i might bring to the show. I can't believe it's a snap tite kit. Bandai really is the premier model kit manufacturing company in the industry. If you look back to the 70's when they released their 1/48 scale line of armor, it was lightyears ahead of the other brands. They've continued that trend today. Their Star Wars line is nothing short of phenomenal.

In other minor news, other than nostalgia night in March, I've not had people come up to me with monthly contest ideas yet. If anyone is interested, please let me know!

I'll see you all at the meeting,

Ciao,  
Jon



That's it for the 'business' side of things. Now we have a new build & review in





### the *Terre-gram* for February

came back from winter break....apparently they were hanging out with Santa's elves and want to Unionize!.....anyway, they produced this article about the French submarine "Surcouf"



A review of the Heller 1/400th scale French submarine "Surcouf"



After fighting through a couple of complex biplane builds I needed a change as the "modeler burn out" light was glowing a bright red. Looking for inspiration I took refuge in my stash and after prolonged meditation the stash oracle told me to build this model, the Heller 1/400th scale French submarine "Surcouf".

First a little history of the Surcouf. The submarine was named after Robert Surcouf, a French privateer who operated in the Indian Ocean from 1789 to 1801. He captured over 40 ships, mostly British, and amassed a great personal fortune.

The Surcouf, launched in 1934, was the largest submarine in the world until the advent of the Japanese I-400 class submarines in 1943. Surcouf was 361 feet long and was

manned by 8 officers and 110 men. She was armed with dual 203 mm guns in a turret forward of the conning tower, two 37mm antiaircraft guns, eight 22 inch torpedo tubes and four 16 inch torpedo tubes. Surcouf also carried two assault motor boats in water tight deck holds, and a single Besson MB-411 collapsible float plane in a hangar aft of the conning tower. She also had space to carry 40 troops or a similar amount of cargo. Surcouf first sailed to Great Britain after the fall of France in 1940 and then onward to the United States and finally French Martinique in early 1942. On the night of February 18/19 1942 the Surcouf was rammed and sunk, possibly by an American freighter in the Caribbean Sea. There were no survivors.

Now to the model and its build. I purchased this model from Squadron back in 2011 for the amazing sum of \$4.99 but that's when Squadron had real sales! This kit was first issued by Heller in 1976 and then reissued in 2009. The reissued kit allowed the model to be built in two versions, the first as launched in 1934 or in its final 1942 version. This kit contains 57 nicely molded parts on two sprues of grey plastic along with a nice photo etched fret of deck railings and a resin conning tower for the later version of the sub. I chose to build the earlier version as I liked the look of the conning tower, the color scheme and that it carried the MB-411 aircraft.



The hull was the simplest build, comprising three parts, left and right hull portions and the deck. The conning tower was equally simple with just left and right sides plus a couple of periscopes and antennas. One interesting part of the build was the turret that contained the dual 203mm guns. This was another simple build with left and right sides, a forward shield and the twin gun barrels. I did add a small bulkhead to the rear of the turret to neaten up its appearance.

I really enjoyed the build of the 1/400th scale MB-411 float plane. This little gem comprised of six parts, wing, fuselage, horizontal stabilizer/elevator, left and right wing floats and the central float. The only thing I had to do was drill out the cockpit areas and add a propeller.

Another reason for building this model was that it had photo etched deck railings and bridge ladders. I had worked with photo etched aircraft parts before but never deck railings and wanted to learn a little about them. Actually they're not that bad, just make sure they are ABSOLUTELY straight and conform to their mating surfaces. I just lightly dragged the bottom of the railings through a small puddle of super glue and then GENTLY, dropped them on to their mating surface, using their own weight to set the




glue. The bridge ladders were formed using a Mission Models EtchMate 3C bending tool. This tool is invaluable for photo-etch bending and I recommend it highly. This particular tool came from the estate of the late Andrei Korbanics, the best World War One aircraft modeler I've ever known. His presence is missed.

Tamiya paints were used throughout, the lower hull was XF-7 flat red, the upper hull and conning tower XF-25 light sea grey, the deck XF-78 wood deck tan (what else would it be?) and the diving planes XF-1 flat black. The MB-411 aircraft was painted XF-8 blue with XF-16 flat aluminum used for the cowling. The Surcouf was weathered with a combination of grey and black pastels.

Kit decals were used. I especially liked the French flags which were the decals wrapped around thin Evergreen rod stock, they really added color to the model. Believe it or not the tiny decals used on the MB-411 aircraft gave me a real headache. They did not want to stay in place. I finally had to use a little white glue/water solution to secure them, with final setting by Micro Sol.

The Surcouf carried High Frequency radios that used large antennas attached to the side of the hull. These were rigged with stretched sprue as were the Very High Frequency antennas running from the conning tower to struts near the stern. I also used a bit of sprue for the cable running from the crane to the MB-411.

The kit came with two display stands and a name plate. These were painted Krylon Old Gold, with the name plate lettering highlighted by lightly sanding off the paint.



My final bit of modeling was to pose the gun turret and associated gun director on the forward portion of the conning tower. I often admire ship models build by Martin Quinn and he poses his gun turrets in firing position. This technique gives added realism and interest in the model and was perfect to highlight the unique gun turret of the Surcouf.

See, you DO learn things by being a member of a club!

Overall this was a one week fun build, that extinguished the "modeler burn out" light. Now that my batteries are recharged I think it's time for a complex biplane vacuform build. Thanks for reading, now get down to your bench, be productive and build something.

Mike Terre

**Thanks Mike. We're sure your benevolent dictatorship of the minions will keep those models rolling out!**



**I can't believe they actually made this thing! Did it ever get to fight at all? Ed.**

**Here are a couple of pictures from the last meeting.**



King Tiger



1/144 Scale Wildcat



Nice pair of destroyers with the same name.




Well done Collection!





Sci-Fi Battlewagon



I think this was a snap-tite kit, with upgrades

And now, for something completely different.....



From Jerry Rinaldi, we have the following.

**It takes 7 seconds for food to pass from the mouth to the stomach. A human hair can hold 3kg. The length of a penis is 3 times the length of the thumb. The femur is as hard as concrete. A woman's heart beats faster than a man's. Women blink twice as much as men do. We use 300 muscles just to keep our balance when we stand. The women have finished reading this message. The men are still looking at their thumbs.**

[womenafter50.com](http://womenafter50.com)



Just a reminder, Dan Spera and Mike Terre are sponsoring "Nostalgia Night" for the March meeting. If you've got a favorite model, built or not, a favorite book or old magazine, please bring it to the meeting. It would be great if you could stand up and talk to the club about your "treasure" but it's not necessary. Just bring something !!!

There are no prizes or awards but we're sure it'll be a great night, modelers talking about their favorite things...what could be better!





**Those were the days, my friends! Ed.**


**Several members sent me this info, though it is a ways off. Be sure to put it on your calendar. Ed.**



**JERSEY FEST FIGURE and STATUE SHOW**  
September 7-9, 2018  
Newark Liberty Airport  
<http://jerseyfestfair.com/>



**As is obvious, just about anything can go in the Newsletter, though I will not really go for anything unseemly. The Editor reserves the right to...well...EDIT!**



After all, I have a boss, too.

So don't be afraid to send me fun, interesting items. If it has to do with modeling, all the better.

Hope to see everyone at the February meeting on the 9<sup>th</sup>.