


MosquitoGram

The Official Newsletter of the New Jersey Chapter of IPMS



July 2015

The Iron Works

By Bill Schwarz, President



Hi All. By the time u read this, the 4th of July will be gone and it will be almost meeting night. I hope you all have a safe and fun holiday time off. Well the Picnic came and went and was very well attended and I'm pretty sure everyone had a great time. I know I did. The club is not all about models and this is a member bonding event with no models whatsoever and it was most enjoyable!!!! Glad to see the families as well. The countdown to next year's outing is under way! I will have a timer posted as soon as I get a chance. Not much more to say about this so it's time to move on !!!!

With that said, next up is the Nats in Columbus!!! It's 20 or so days away. I'm still planning on going unless the surgeon says otherwise. I'm keeping my fingers crossed. Anyway the club outing will be on Thursday night at Shmidts sausage house in Germantown. If you have never been there, you will enjoy. BTW the outing is a perk for MEMBERS only! If you bring someone else you will have to pay for said person. In the

past we wound up being kind to a few members who wound up inviting a lot of people and it was on our tab. No more! Please do not take offense at this, either. The facts are the facts and it is what it is. Nuff said.

Lastly, I just booked MICROWORLD GAMES LLC for MCON 25. If you don't know him you will. He has stuff seldom seen and always wanted at shows!!!! Look for him at MCON 25. The show is coming together nicely; I'll update you all as things proceed. That's it for now, COUNT DOWN TO THE NATS and SEE YALL at the meeting!!!

~ *Regards,*

Big Bill

Next Meeting:
Friday,
July 10th

Upcoming Events:

July
Africa
Night

September
Out of the
Box Night

October
Russian
Night

November
Number 13
Night

December
Annual
Party



Joe's VP Piece

By Joe Smith

A big thank you goes out to Marc Rocca for a great workshop this last meeting, on various paint modulation techniques! It is amazing what can be done in the hands of a very talented modeler. Your Corsair is awesome as well!

I hope that everyone had a happy 4th, and best of luck at the Nationals this month for all who will be attending.

Also, a big "thank you" to Big Bill for a great evening at Famous Dave's! A great turnout by the club and a good time was had by all.

Happy Modeling!

~Joe Smith

Photos from Marc Rocca's workshop on filters, undercoating, and paint modulation.



From the Vice President's Desk

By Vince D'Alessio

We had a great turnout at Famous Dave's. The food was excellent, and as always, so was the company. It was so nice to see you all there. The July meeting is upon us and time is flying by. It seems like MCon 24 was yesterday but Big Bill has already started to plan for MCon 25, which will be a special event with many great giveaways. I have been working on a Panzer IV D Long Barrel kit #6330. I was about 40 hours into the build, at step 16 of 21, when it was time to use Part B41, the sleeve for the long gun. Well guess what? It wasn't in the box and I knew it hadn't fallen into the Bermuda Triangle of missing teeny, tiny parts on my basement floor. It turns out that the part had never been made for the kit! Imagine my *\$*%#&* dismay. 40 hours! So, after my poor dogs recovered from the earthquake in the basement, I called Dragon. I asked for a guy named Armando, who I knew to be extremely knowledgeable and was sure would be able to help me out. It turns out that he doesn't work there anymore, so I had to deal with the woman who answered the phone. I told her the Kit and Part number but didn't hear back from her, even after calling 3 times over the next 3 days. Take cover dogs, Daddy's getting ready to blow again! Finally, I figured out that the Panzer J&H Kits, which I have, have the same gun. I examined the contents and the instructions for that part, and found that they were similar to kit # 6330, but the part was missing from the main parts in the kit, and instead, it was in a little plastic bag attached to the photo etch parts cardboard. Evidently, they had found the problem and corrected it. The next day, Dragon called to tell me that

kit #6330 is out of production and they have no parts. I informed them of the H type kit



#6575 and they said they would look into it. They called back and said the part would be shipped out on Monday! Whew! Thanks Dragon!

Here's the thing about this whole mess that gets me really mad. I read a review of the kit, along with the comments of the reviewer who supposedly built the kit. How did he build it without the sleeve? And if he managed to get the part as I did, why didn't he at least inform everyone that part B41 was missing, and at best, tell everyone how to get one? Unless he thought he built the kit and really didn't. Enough of my rambling! I have to go suck up to my dogs and luckily, the wife is use to me! Have a happy and safe 4th of July! See you all at the KOC on July 10!

~Vince



THE JUDGES TABLE

By Jon Da Silva



I hope everyone is enjoying their summer. We had a great turn out at the Famous Dave's meet and it's always great to see you all. Please note that we're going to be having

an Africa night at the meeting this month, so bring something according!

On a side note, how would everyone feel about a Mad Max group build? It'd actually be pretty easy using parts from spares boxes and old kits. We could do it in 1/24-1/25 scale. Of course we still have our Phantom group build going, so it's going to be awhile before anything else comes to fruition.

Anyway, that's all I have for now. I'll see you guys at the meeting!

~Jon

The Contact's View

By Mike Pavlo, VP

I hope everyone is enjoying their Summer so far. I'm writing this with the 4th of July approaching. It truly is hard to believe that time can go by so quickly, yet it is true. With July brings another IPMS/USA National Convention within driving distance from greater NJ. I went in 2014 for the first time in many years and it made me regret all the ones I missed. If you are undecided about going, I would urge you to try to make it if you can. The models, vendors, old friends and workshops/seminars are remarkable.

Speaking of workshops, the one held by Mark Rocca at last month's meeting was great. I'd seen the filter technique described in books and magazines, but it was very revealing to see it demonstrated in person. I also appreciated the realism of the "squiggle" pre-shading technique that he showed in the KI-43 wing bottom. Thanks Mark!!

As mentioned in the June newsletter, Avenel Hobbies is preparing to close at the end of July. Truly a sad day for area modelers. I've



been fortunate to have been a customer of Randy's in each of his venues over these last 26 years, as many other members have been too. He has always gone out of his way to stock the kits, parts, paints and finishing items that are simply nowhere else to be found. My grown children were also



saddened to hear of the store's closing, since they have accompanied me many times there over the years. That store is part of their childhood memories, and its closing marks the end of an era. I think that I speak for all modelers in general in saying that there is nothing quite like the experience of walking into, and shopping in, an honest to goodness old-school hobby shop. Think of the shops we all grew up with. They have two things in common: We loved going there, and they are all gone. Now, sadly, Avenel Hobbies is about to join their ranks. I've visited several


times since the announcement, and plan to visit several more, but the inevitable will occur and Randy will close the door for the final time. I thank Randy for his support and for hanging in there all these years. His shop was a tangible reminder of the way things used to be, a portal into the bygone days of our youth, and for that I am grateful. It will be missed.

Stay Well,

~Mike P.

Hawk Project Vanguard Satellite

By Mike Terre



I've noticed that when you get older and retire you do go through a second childhood. This was proven by the fact of my recent purchase of the Hawk Project Vanguard Satellite. I built the original model in 1960 for a second grade "show and tell". Seeing the model again, resplendent in its original box art was like seeing a long lost friend. It brought back pleasant memories of how my parents thought building this model would be very educational for me. Imagine parents today thinking building a model would be educational! It was purchased at the Woolworth store in Styertown Shopping Mall in Clifton New Jersey for 98 cents. (I think Mike Pavlo will be interested in this) I purchased this model from HobbyLink for \$11.96.

The original model was first issued by Hawk in 1958 and now has been reissued by a company called "Round 2 Models" who also reissue Lindberg, MPC, Polar Lights and AMT models. They also have a very nice web site, just Google "Round 2 Models" and you'll get there. Also a nice touch is the inclusion of a color catalog of all their models in each model box. Remember when all model manufacturers did this?

The kit has 22 parts molded in grey and clear plastic. A very nice display stand, not in the original 1958 model is now included. There are two very clear plastic upper and lower domes for the satellite body which allows for viewing of the interior. I found this interesting as the actual Vanguard satellite had a central interior column, very much like a frame, in which the various experiments



were to be placed. This is very well replicated in the model. The sphere of the satellite was made of aluminum, surrounded this column and was pressurized to protect the various experiments.



The instruction sheet is typical 1950's and with so few parts should not pose any problems for the builder. A nice feature is that on the reverse of the instructions is a short history of the Vanguard program along with some terrific drawings of the satellite which will be valuable in building an accurate model. Another nice feature of the Round 2 reissue is that there are several pictures of a completed Vanguard satellite on the bottom of the model box. This model was built by Mat Irvine a spacecraft modeler and author of "Creating Space, The Story of the Space Age Told by Models". (Might have to get that book) When you combine these pictures with the drawings on the reverse of the instructions you'll have some very good references to build a very accurate model.

The decal sheet looks well printed and contains the names of the mysterious experiments carried by Vanguard such as "Ionization Chamber", Data Coding Device" and "Cosmic Ray Analyzer". Don't you just love 1950s technology?

All in all this looks like a great build. I think as soon as I'm finished building the Airfix new tool 1/72 Gloster Gladiator (more on that next month) this is next up on the bench. Since I'm 62 going on 12 it's time to be a kid again!



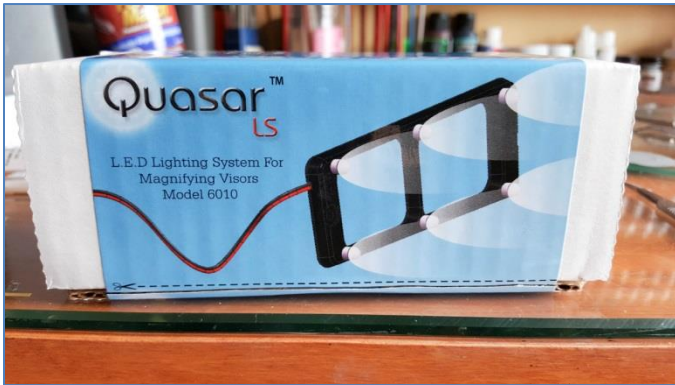
I'll bring the Vanguard model to the July meeting and am looking forward to seeing everybody then. Now go do something useful like building a model!

~Mike Terre



Tool Glimpse

By Devin Poore



Over the years I've spent an insane amount of time setting up lighting at my workbench. Different fixtures mounted on the ceiling, walls, and free standing, holding bulbs of, initially, daylight corrected incandescents, then CFL's, and now I'm switching to the new daylight corrected LED bulbs. The new LED bulbs aren't inexpensive, the last 100w I bought was \$40, but it's perfectly balanced for color, generates no heat, and will last the rest of my life.

One issue that's always cropped up, though, no matter how many bulbs I have and where they're placed, is shadow. No matter where you're working, you lean in close to a project and BAM, suddenly you've got a big shadow from your head (and for some of us, that can be a BIG shadow!). Enter the Quasar LS.



When I first saw this I thought it a gimmick.

I have the old Optivisor flashlight attachment that I never used, as it didn't put out enough light. The Quasar LS, though, with its 6 high intensity LEDs promised more and even light. The Quasar comes with everything you need to get it working, except for a small screwdriver. Using the existing mounting holes for the magnifier plate, and a Velcro strap for the battery box, the assembly installs in mere minutes. When I first tried it I believe my exact words, said aloud, were "Holy crap, that's a lot of light!" It's not like shining a spotlight on your work, but it's a good amount of light, aimed right where you're looking, and it completely eliminates shadows.



It's not perfect as the battery pack does add a bit of weight to your Optivisor, but not an unwieldy amount. The power switch can also be tricky to find when it's on your head. That's about it, though. I spent around \$30 for my Quasar LS and can't recommend it enough. It's such a great idea that I fully expect Optivisor to start incorporating something like this into their visors in the future (unless they already have and I missed the product announcement).



From the Editor

By Devin Poore

A bit of information for those going to the Nationals. If you're staying in the hotel then you'll likely be parking there. If not staying at the convention hotel, then, parking can be pricey. Upwards of \$20 a day. I was tipped off, however, to Parking Panda, where you can purchase parking for lots near the venue, in advance, for reduced prices. Check it out here:

<https://www.parkingpanda.com/columbus-convention-center-parking?ref=columbus&companies=317>

I'll be at the show, but not staying at the venue, so this was welcome information.

Just a reminder that November is "#13" night. Build something that has to do with the number 13 (stock car number, a black cat, a ship with hull number 13 or numbers that add up to 13, etc.) Sci-fi, civilian, figures, aircraft, it's all fair game.

I'll not be at the meeting this month (even though everyone seemed to think it was LAST month I would be absent), so I'll see everyone in Columbus, or at the meeting in August.



New Jersey IPMS

the official website of the New Jersey Chapter of IPMS

Recently Added to the Website:



[More of the June meeting models](#)

[CH-46 photos sent in by Mike Terre](#)



Irish Diplomacy

By Martin J Quinn

Irish Diplomacy: The ability to tell a man to go to hell so that he looks forward to making the trip.



July 2015

Tonight Joe Smith presented me with a very generous check from the membership and officers of NJIPMS, to help defray the costs incurred by my daughters illness. I wanted to make a guest appearance in the newsletter to say “thank you”, on behalf of myself and my family.

Your kindness and generosity is very much appreciated! Thank you, thank you, thank you!

To bring everyone up to speed, my daughter (she turned 9 in June) was diagnosed with a type of brain tumor called a glioma on March 19, 2015. The three months since then have been a rollercoaster ride of churning emotions and learning more than I ever wanted to know about gliomas, radiation and chemotherapy.

She has endured 6 weeks of radiation and chemotherapy, taking an experimental oral medicine designed to slow the growth of the tumor and make it more susceptible to the radiation. She finished the radiation just after Memorial Day, and had a follow up MRI in mid-June. We were cautioned by the Doctors not to expect much of a change with this first MRI. In fact we were told that not only would it probably not have shrunk, but it may have enlarged due to radiation induced swelling.

Well, the good news is that Keira's tumor - while still there - has shrunk. It's shrunk 4mm (about 12%) from top to bottom and 2mm (about 10%) from side to side. The docs said they usually don't see this type of progress, especially for the first, post-radiation MRI.

We met with the oncology team again earlier this week, where we decided to start her on a new chemo drug next week. The Doctors are very happy with her progress. I am encouraged by her progress, and while I firmly believe that she will beat this, we aren't out of the woods yet.

Please continue to keep her in your thoughts and prayers. My deepest thanks to all of you, for thinking of her and for your generosity. It means the world to me. I hope to see all of you again sometime down the road. Until then, I wish you all the best. ~ **Martin**



This month's meeting will be on:

Friday
July 10th, 2015



IPMS/USA MEMBERSHIP FORM

IPMS No.: _____ Name: _____

Address: _____
If Renewing First Middle Last

City: _____ State: _____ Zip: _____

Phone: _____ E-mail: _____

Signature (required by P.O.) _____

Type of Membership ☐ Adult, 1 Year: \$30 ☐ Adult, 2 Years: \$58 ☐ Adult, 3 Years: \$86

☐ Junior (Under 18 Years) \$17 ☐ Family, 1 Year: \$35 (Adult + \$5, One Set Journals) How Many Cards? _____

☐ Canada & Mexico: \$35 ☐ Other / Foreign: \$38 (Surface) Checks must be drawn on a US bank or international money order

Payment Method: ☐ Check ☐ Money Order ☐ Credit Card (MC/VISA/DISC)

Credit Card No: _____ Expiration Date: _____

Chapter Affiliation, (if any): _____

If Recommended by an IPMS Member, Please List His / Her Name and Member Number:

Name: _____ IPMS No.: _____

IPMS/USA

Join or Renew Online at: www.ipmsusa.org

P.O. Box 2475

North Canton, OH 44720-0475

*Newsletter
Editor can be
contacted at:
me "at"
[devinjpooore.co
m](mailto:devinjpooore.com)*



Find us on the web at www.njipms.org
or at
<http://groups.google.com/group/njipms>

