

# MosquitoGram

The Official Newsletter of the New Jersey Chapter of IPMS



## Hudson Valley Miniatures Model Show



November 2015

# From the Editor

By Devin Poore

A bit of a change-up this month. Big Bill sends his regards, yet doesn't have time due to work constraints to get an article in this weekend. This is partially my fault, as I would normally do the newsletter next weekend, the one before the meeting, but I will be traveling to a writer's conference next Thursday through Sunday.

The next meeting is Friday the 13<sup>th</sup>, which is a neat little segue into the contest theme that night, #13, which I am sponsoring. Really interested to see how much of a turnout we have on the contest table, (if any). It's a somewhat odd thing to base a model contest on, I know, but just wanted to throw out something other than the usual military-only contests. As stated in the past, the rules are simple: build something with the number 13 associated with it. A stock car with the number 13, a ship with the hull number 13 (or a ship like the USS Fletcher, whose hull number of 445 can be taken as

4+4+5=13), aircraft serial numbers containing it, anything.

A note on the photos in this month's issue. I wasn't able to make the meeting last month, therefore I didn't take any photos. The shots on the cover are from the Hudson Valley Miniature show, taken by Martin Quinn, and stolen by me from the NJIPMS Facebook page. For more of Martin's photos, go [HERE](#). Barring any work emergencies, I'll be back this month, camera in hand, so that we can return to regular photo programming.

~Devin

## Joe's VP Piece

By Joe Smith

On October 17, Hudson Valley held their annual show in Poughkeepsie N.Y. on a very nice fall day. Congrats go out to Martin, Big Bill, Ivan, and Vince for coming away with awards. Sorry if I have left some one out. And a big congrats to MosquitoCon regular and friend of NJIPMS, Dan Kaplan, for taking best ship and best in show with a 1/700 IJN Maya!

Please remember November 11th is Veterans day. I would like to thank out veterans, past and present, for their service! Happy Thanksgiving!

Happy Modeling!

~Joe Smith

Next Meeting:  
Friday,  
November  
13th

Upcoming Events:

November  
Number 13  
Night

December  
Annual  
Party

January  
Phantom  
Group  
Build

April 2<sup>nd</sup>,  
2016:  
Mosquito-  
Con 25

August 3-6  
2016:  
IPMS  
Nationals



# From the Vice President's Desk

By Vince D'Alessio

November Meeting already! Holy Cow! A group of us lead by our fearless leader Big Bill attended the Hudson Valley show in Poughkeepsie. The show was small vendor-wise, headed up by Red Frog. There were plenty of models on the tables, built by some good modelers, and there were plenty of laughs throughout the day. The highlight of the day was lunch at Pizza Uno, where the pizza is always good because Poughkeepsie seems to have a pizza joint every 300 feet and the competition must be fierce. Much to

our surprise and his, in the Pizza Uno parking lot, we found a fellow who had Grey Poupon mustard, right Big Bill?

Hope to see you all at the meeting, and keep the prayers coming for Keira Quinn and Wally Velechko, Thanks.

~Vince

# THE JUDGES TABLE

By Jon Da Silva

November is already upon us. DO NOT forget that this month's contest will be sponsored by Devin and the theme is #13. I'm sure he'll be more specific later in the newsletter about what this theme entails.

I'd like to point out a couple of things that came to my attention over the past month. I've sold a few model kits locally and met up with the guys to do so. They had heard of our club, but were skeptical about joining because they thought they had to make a model a month to be a member. If that was the case we wouldn't have ANY members (HAHAHA!). We welcome everyone. It's great if you build a model and bring it, but by no means are you obligated to do so each month. I know I've only had 1, maybe 2 entries all year. Life has its priorities and just being able to come to the meetings and outings and socialize is enough.

Another thing I'd like to note. When I went to the nationals, and I'm sure some of you noticed this as well, there were club displays. I think it would be great if we could have a display at MosquitoCon, not as an entry, but to show people that aren't in the club what we're all about. A group build of sorts. I spoke with Mike Terre about this a bit. My idea was to have a small table draped like the flight deck of a Pre-WWII carrier and line it with a couple fitting planes. Just a thought, but maybe it's something we can do.

Anyway, see you at the meeting. I'll have a few samples for the trophies. Still no word back from the museums I applied to down in DC, but I'll let you guys all know if/when I end up moving. I'll still be coming to the meetings as often as I can regardless.

~Jon



# The Contact's View

By Mike Pavlo, VP

There was a nice turnout of models at the last meeting, it was great to see such a variety. Also great to see Buzz Lockwood at the meeting, making the trip from PA with Mike D. We shared lots of laughs and stories with Buzz out in Columbus. I think my sides still ache just a bit from the side splitting laughter! Hope to see him again soon!

A big Thanks goes out to Jimmy C. and Tibby for bringing in that crate of Floquil Military Colors for the membership to share. I've been a big fan of that paint for a long time and had some stashed away for future use. I think we were all able to find some useful colors for each of our interests among the selection they brought in. That has always been a top notch paint and I was disappointed when it was discontinued (I'm guessing about 15 years ago), another casualty of Testors buying a competitor then eliminating their product. I was always

amazed at how well Floquil paint airbrushed, and how durable it was. Once cured, you simply could not damage that paint. I know that we have much more environmentally friendly paint lines today, but many of those "old school" products that are now long gone were superior performers and are sorely missed. Thanks again guys for helping us grab up a little of the past.

I'd like to wish all of our members and their families a very Happy Thanksgiving. Please also keep in mind all of our nation's servicemen and women who are deployed here and abroad and who won't be with their families for the holidays.

Best Wishes,

~Mike

# Armstrong Whitworth Whitley MK. V

## Airfix 1/72<sup>nd</sup> Scale

By Mike Terre



Airfix has just released an Armstrong Whitworth Whitley Mk.V in 1/72 scale, kit # A08016, with a list price of \$34.99. The last

injected model of this aircraft in 1/72 scale was the Frog kit circa 1970. Needless to say the new Airfix model is a vast improvement over the Frog kit. I know as I built the Frog Whitley! Actually it wasn't that bad.


The kit comprises 152 parts on four sprues of light grey plastic and two sprues of clear parts. The clear parts are exceptionally well done and protected by a separate plastic bag to prevent scratching. All parts are crisply molded with no flash noted. Surface detail is very fine and well executed.

4



Find us on the web at [www.njipms.org](http://www.njipms.org)  
or at  
<http://groups.google.com/group/njipms>





All flight controls are separate pieces with the exception of the ailerons. The flaps can be displayed closed or extended. If displayed extended the flap wells have very good internal detail. The bomb bays can also be displayed open or closed. If left open the bomb bays have excellent internal detail. Separate bombs and their associated racks are also included to complete the bomb bays. A nice touch are the forward and aft crew boarding doors that can be displayed open or closed, boarding ladders are even included. Leaving the doors open will expose the great internal detail of this model.

The cockpit detail is great, it's made up of twenty parts which includes such parts as a navigators table, control column, throttle and trim wheel console. Two decals are supplied for the instrument panel. Cockpit sidewall detail is also well executed.

Airfix has been using some innovative ways to engineer their models. The Whitley is a good example of this. We are used to the standard assembly for model aircraft, you know, left and right fuselage pieces, upper and lower left and right wing pieces. Glue the assembled wings to the fuselage and there you go. Not the case with the Whitley.

The fuselage is made up of a four piece aft section with great internal detail and a multi part nose section containing the well detailed cockpit. There are left and right upper and lower wing parts that are attached to the center section which contains the bomb bay. The wings are attached to the center section through the use of spars. When you assemble these major pieces you attached the left and right wings to the center section followed by the aft fuselage and the nose. In many ways this assembly mimics that of the actual aircraft. I've included pictures from the instruction sheet illustrating this assembly method.

The wing spars also contain the landing gear wheel well details. The nacelles are two piece and attach to the wing lower surfaces. There is also engine mount detail parts that attach to the nacelle interior. The landing gear assembly is very well detailed, with weighted or non-weighted tires included.

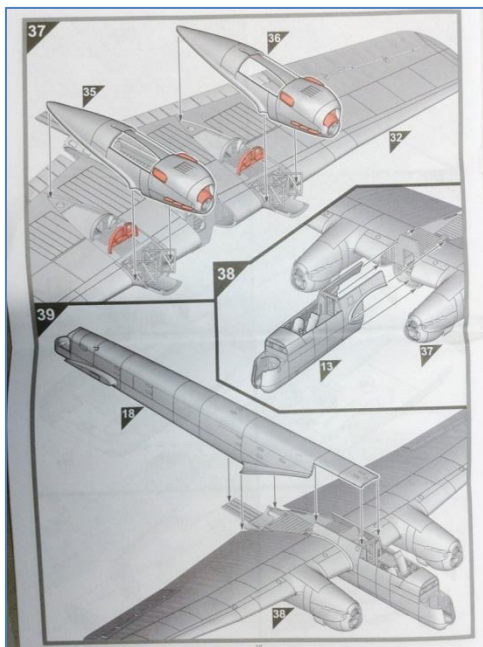
The nose and tail turrets have good detail and can be left off until final assembly. This will greatly aid in painting of the model. You also have the option of using a cockpit



canopy with or without an astrodome.

There are two choices for markings, an all-black version flown by No. 102 Squadron, or





a brown/green/black under surfaces version used by No. 10 Squadron. Interestingly, these markings are illustrated in the old Profile series on

this aircraft. The well printed decals are from Cartograf and even include a map for the navigators table.


All in all, a great value for this kit, Airfix has done another great job. Just don't lose any parts as Airfix is charging you for replacements!

I purchased this kit and a few others from Airfix's US website. They charge list price, and any order over \$50 is shipped free, anything under \$50 is flat rated at \$4.00. I

got the models within one week of placing the order.

Well that's about it, thanks for reading, see you at the November meeting. Now get going on that model and finish it! Like I should talk.

~Mike Terre



## Nostalgia Night is Coming!

By Mike Terre

For the March 2016 club meeting Dan Spera and I are sponsoring "Nostalgia Night". What is Nostalgia Night you might ask? Well, here's what it is.

As modelers we all have favorite things that bring back good memories of our hobby. It might be an old model catalog or modeling magazine, it could be a model assembled in our childhood or maybe it's an unbuilt kit. Maybe it's a jar of Pactra paint or of Testors Silver (still waiting for it to dry?) or in my case an unopened tube of Aurora plastic glue. It could be a cutout piece of box art, an

old instruction sheet or perhaps a long used and favorite tool.

Nostalgia Night is for everybody, you don't need to have a completed model to participate, but be prepared to discuss your favorite treasure with your fellow modelers!

It should be a good night remembering the "Good Old Days". Prizes will two two old kits but I think everybody will be a winner remembering old times in our hobby.

~Mike Terre



This month's meeting will be on:

**Friday**

**November 13th, 2015**



EVERY MODEL TELLS A STORY



**COLUMBIA 2016**  
THE IPMS/USA NATIONAL CONVENTION

THE COLUMBIA METROPOLITAN CONVENTION CENTER • COLUMBIA, SC • AUGUST 3-6, 2016  
Presented by IPMS/Mid-Carolina Swamp Fox Modelers and IPMS/Piedmont Scale Modelers  
IPMSUSA2016.COM

*Newsletter  
Editor can be  
contacted at:  
me "at"  
devinjpoore.co  
m*

## IPMS/USA MEMBERSHIP FORM

IPMS No.: \_\_\_\_\_ Name: \_\_\_\_\_

Address: \_\_\_\_\_ If Renewing \_\_\_\_\_ First \_\_\_\_\_ Middle \_\_\_\_\_ Last \_\_\_\_\_

City: \_\_\_\_\_ State: \_\_\_\_\_ Zip: \_\_\_\_\_

Phone: \_\_\_\_\_ E-mail: \_\_\_\_\_

Signature (required by P.O.) \_\_\_\_\_

Type of Membership  Adult, 1 Year: \$30  Adult, 2 Years: \$58  Adult, 3 Years: \$86

Junior (Under 18 Years) \$17  Family, 1 Year: \$35 (Adult + \$5, One Set Journals) How Many Cards? \_\_\_\_\_

Canada & Mexico: \$35  Other / Foreign: \$38 (Surface) Checks must be drawn on a US bank or international money order

Payment Method:  Check  Money Order  Credit Card (MC/VISA/DISC)

Credit Card No: \_\_\_\_\_ Expiration Date: \_\_\_\_\_

Chapter Affiliation, (if any): \_\_\_\_\_

If Recommended by an IPMS Member, Please List His / Her Name and Member Number:

Name: \_\_\_\_\_ IPMS No.: \_\_\_\_\_

**IPMS/USA**

Join or Renew Online at: [www.ipmsusa.org](http://www.ipmsusa.org)

P.O. Box 2475

North Canton, OH 44720-0475



Find us on the web at [www.njipms.org](http://www.njipms.org)  
or at  
<http://groups.google.com/group/njipms>

