

MosquitoGram

The Official Newsletter of the New Jersey Chapter of IPMS



March 2016 Edition

The Iron Works

By Bill Schwarz, President



Hi all. I want to make everything brief because I am a bit under the weather and the club has 2 major events coming up. The 1st one HMA iHobby Expo, which runs the 11th, 12th and 13th of March. Then, of course, onto MosquitoCon Silver! The Big 25! The show is shaping up to be a biggie as well. Big sponsorships on some awards and a lot of people are already buzzing about the BIG 25! The Eboard has done its job, Jon has the awards in hand and Devin has done his part. The rest is up to you April 2nd. I don't have to worry because I know you guys are pro's at it!

Next up is the I Hobby Expo 2016 at Raritan Center! I wish to thank the guys that volunteered to work the show. I will send out a follow up email to all of you ASAP, letting you know times etc. They are having a model show and a make and take, but it is much



different than ours. Most popular vote and a mega make and take with stuff donated by all the biggies in the industry.

On that note, IPMS in there infinite wisdom has abolished (so I'm told) the Make and Take program. Don't know why. I thought it was a great thing.

If any of you attend the iHobby Expo, more info is in the newsletter and on the website. The tickets you buy will also entitle you to the train show on the other side of the building. There you can stop at Scenic Express and get all your landscaping supplies. They are the best!

Next order of business: by my and the Eboard's decree, Dan Spera has been voted in as the NJIPMS Sargent at Arms. The reason for

Next Meeting:
Friday,
March 11th

Upcoming Events:

March
Nostalgia
Night

March 11-13
iHobby
Expo

April 2nd, 2016:
Mosquito-
Con 25

April 29-30
Noreast-
Con

August 3-6 2016:
IPMS
Nationals,
Columbia,
SC

August 26-28
JerseyFest



this is he has stepped up to the plate and asked us what he could do to get involved. I'm glad to have him! We will make it totally official with a full member support vote on Meeting night.

Don't forget Mike Terre's "Nostalgia Night". Bring something to participate. Also, even though the iHobby Expo will be in full swing,

the meeting goes on as usual.

That's it for now boys and girls, See y'all at iHobby Expo 2016, the meeting, then on to MosquitoCon 25!

Regards,

Bill

Big Bill

Joe's VP Piece

By Joe Smith

Hello,

I want to praise everybody that was able to bring the F4 Phantoms to the February meeting. As usual the talent in this club is amazing! Congratulations to Ivan Ordonez for his 1st place Phantom!

Recently, an Eboard meeting was held and so far everything seems to be going well with

all upcoming club activities, especially MosquitoCon.

Don't forget if you would like to donate any items for the raffle or sponsor a trophy package, please see Vince or myself.

~Joe Smith




From the Vice President's Desk

By Vince D'Alessio

March meeting, hope to see all the guys who signed up for the Expo March 13 to 15. It should be interesting I hope modeling industry manufacturers are well represented. it has been over 20 years since I attended one of these Expo's. I do remember the railroad guys are well represented manufactures and local clubs.

We are also in the 11th hour for MosquitoCon 25, the show of shows. Big Bill has all the vendor tables sold; even though he is currently under the weather he managed to sell a few more today. I just hope the PAL Basketball tournaments are not going hot and heavy and leave us plenty of parking spaces.


I'm currently working on a Dragon Brumbar early version with Zimmerit nice kit only 1100 pieces but you only get to use about 800, It's really build a AFV piece by piece in plastic and photo etch. Only major problem during the build was the Zimmerit version does not have the openings





in the turret of the supports for the skirt armor shield. Lucky me, I have a hobby shop collection of these kits and do have the version of this kit Mid Production with the openings in the turret, I measured the positions and drilled them out, I included some pictures.

Hope you all stay healthy and happy!

~ *Vince*





THE JUDGES TABLE

By Jon Da Silva

MosquitoCon is finally upon us. The awards are essentially done. A few small things to finish but nothing to worry about. Planning has gone pretty smooth for the show, as it usually does and we have great vendors and sponsors assisting us in making our 25th anniversary a success. I've passed out a few flyers at the sci-fi stores I shop at.

I hope everyone shows up to this meeting. It's essentially the go home show before the World Series and it'd be great if everyone comes and volunteers to help out at the show. We get a lot for our [\\$25](#) a year and the least you can do is help out with judging, security, or other administrative duties at the show.

I personally am donating a few high end kits for the raffle. I don't have as many in my stash as most of you do, but I know I won't build them in this lifetime so I hope some young kid wins them! That's another thing. We really do need to promote activities where we get young kids modeling. It's a greying hobby as we say every month and

with the exception of myself and one or two others, there's nobody young in the club. I have some ideas for this, but we'll see what happens.

The iHobby show is this coming weekend. I know the only day that I can be there is



on Sunday, but I hope some other guys show up to help out. It's really great exposure for our club and we get to give back to the patrons too.

Last but not least, we have a few theme nights planned for 2016. We're having a Nostalgia night this month (MARCH) which is the brain child of Mike Terre Of course we'll have Russian night in October. I'll be



sponsoring either an out of the box or sci-fi night in September, not sure which, but we also have a few other good ideas. Bill Schroeder suggested doing a Civilian night, so no military kits. Bruce Wilson had a lot of good ideas and in conjunction with Ivan came up with one of the best themes I've heard of. We're going to have a partially built kit swap

night. In May, bring in a kit that you've built to an extent, but it's been sitting on the shelf for a few years. We'll draw names out of a hat and swap kits. The completed kits would be show off in November, giving everyone a 6 month build time

~Jon

The Contact's View

By Mike Pavlo, VP

We're entering an exciting time of year for our club, with the iHobby show in March, and of course MosquitoCon 25 on April 2. Bill's piece will have info about the iHobby show and I'm sure we'll have a lot of fun there and many attendees will learn about NJIPMS.

Things are rolling along with the preparations for MCon and it will be here before we know it. So far, we have received some items for our raffle table, but we can always use more, especially kits. So, if you have any quality kits, books, decals or other materials that you no longer require, and they are complete and intact, please consider bringing them to the March meeting, or directly to MCon for our raffle. Also, we can

use support in the area of trophy package sponsorships. If you'd like to sponsor one or more categories, please see Joe or Vince at the March meeting. Think of the perks we all receive as members, and the thought of sponsoring a package becomes a great way to give back. Thanks in advance for the help and support you have always demonstrated. I feel lucky to be a part of such a generous group of guys!

I look forward to seeing you at the iHobby show and the March meeting that same weekend.


~Mike



USS Nautilus

Revell, 1/305th Scale

By Mike Terre




The Revell kit of the USS Nautilus in 1/305th scale, is one of their earliest kits with a date of 1953 molded inside one of the hull sections. In fact this model was on hobby shop shelves months before the actual Nautilus was launched in January of 1954. The model was reissued in 1955 and 1961 and was among Revell's best-selling ship models well into the 1960's. The model discussed here was the 1961 "Nuclear Fleet" reissue, kit number H303.

The kit contains all of 19 parts, including a very nice display stand and is truly a product of 1950's technology. There is a brace of very out of scale antennas and periscopes that are placed on top of the conning tower, or is that a sail? There is a very rough looking bow piece that has open torpedo tubes where individual torpedoes can be inserted. I'm no ship guy but after viewing some pictures of the real USS Nautilus I can definitely say this model has some "shape" issues.

That being said it's also a great kit for a 1950s kid. You could build it in an afternoon and have it in the bath tub that night! And you learned a lot building the model. Lew Glaser, the founder of Revell always believed that models were educational as well as enjoyable.

The Nautilus kit came with an 8 page educational booklet titled "Submarine

Development". This booklet covered submarine development from Bushnell's Revolutionary War Turtle, the Civil War CSS Hunley, John Holland's early boats, running through WWI and WWII subs and



ending with the atomic Nautilus. And within those eight pages was a great little discussion how the atomic reactor worked and how the Nautilus was propelled. The booklet was ended with a map showing the course of the USS Triton, in the first submerged circumnavigation of the world. All this in 8 pages! Wonder how much of this booklet was used by kids for hand written school reports back in the day?

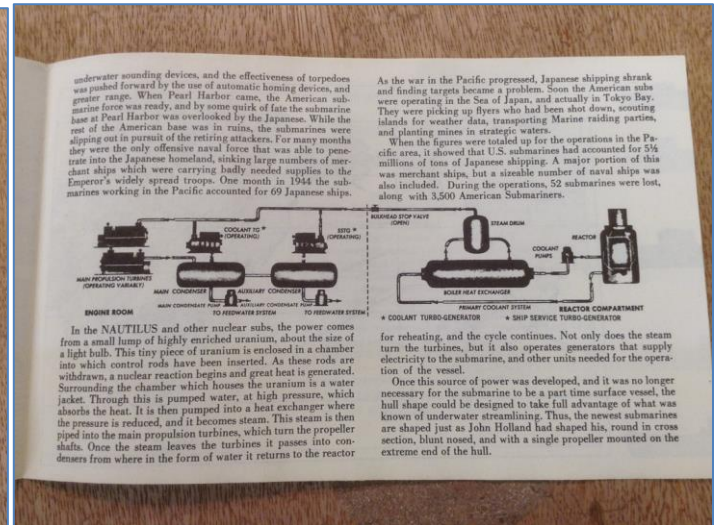


The instruction sheet is simplicity in itself with easy to follow painting instructions. The decal sheet has simple hull markings and that's all.

This kit has absolutely magnificent box art by John Steel, although showing some light coming from windows in the conning tower/sail while the sub sails under the polar ice cap is imaginative to say the least. But



even today that box art says "buy me"! And it is "box top painting you can frame". All in all a great old kit from the 1950's. Thanks for reading.

~Mike Terre



Lindberg's 29 Cent Models

By Mike Terre



In view of the high cost of today's kits I offer the following reminiscence. In the Spring of 1965 the Lindberg Model Company, aka "the Lindberg Line", came out with four 1/72 scale kits that had a list price of just 29 cents, yes 29 cents! The four kits were the Heinkel He-162, a Focke Wulf FW-190D-9, a Messerschmitt Me-163 Komet and a Heinkel He-100. They created quite a sensation as they were in direct competition to the 50 cent Revell 1/72 scale series of models, and were given rave reviews by the old Scale Modeler magazine.




So what did you get for 29 cents? Well you got 23 parts molded in medium green plastic, a nice clear canopy and a display stand. The

decal sheet was rudimentary but did contain accurate unit markings for one of the bogus squadrons the Luftwaffe formed for propaganda purposes. And boy were those decals thick, even the old Solvaset solution wouldn't soften them. All this was packaged in a side opening box with some great but highly imaginative box art.

The instruction sheet was very simple but was written in Spanish, German, French and naturally English. You even got a short but accurate history of the aircraft.

Detail was not bad for the day, you had rivet detail that could be lived with and some nice panel lines as well. The



parts fitted together well, especially the one piece horizontal stabilizer that had to be inserted into each fuselage half as they were joined. There was little cockpit detail, just a seat that was held in place from pins located inside the fuselage halves. However the pilot figure was surprisingly detailed. The cockpit canopy was thick and clear with heavy framing and fit into the fuselage very well. You also had the choice of building the kit with the landing gear retracted or extended. The other three Lindberg kits in this release were similar in their simplicity and were the perfect "rainy Saturday" project for a 12 year



old in 1965. I know as I built them all, "back in the day", with the exception of the Heinkel He-100 shown here.

It should be mentioned that these kits have been rereleased over the years, in fact Round 2 is currently selling each of them for \$6.99 each! Same molds, but a nice top opening box and better decals. What a deal!

And yes, the kit in this article was bought by a 12 old Mike Terre in 1965 from a long forgotten hobby shop in the Bontany Village section of Clifton New Jersey. The kit has no monetary value now but its memories are priceless! Thanks for reading!

~Mike Terre

Don't forget Nostalgia Night!

Mike Terre and Dan Spera are sponsoring "Nostalgia Night" for the March meeting. Have you got a favorite model, built or unbuilt, perhaps an old catalog or cherished reference book, maybe a favorite tool? Bring it to the meeting and tell the members your story. Yes there'll be prizes, but we'll all be winners with the stories that are bound to come out. The night won't be a success unless you, yes you, participate!



From the Editor

By Devin Poore

Just a couple of quick things. As per usual, there will probably not be another newsletter before MosquitoCon, due to time constraints. Check the website for any last-minute updates.

I had several people correct my piece from last month and point out that the Nationals are actually in Columbia, South Carolina. My bad. Apologies.

It's contest season again. Upcoming events have been added to the website. If you have any local events you want added, please let me know.

Thanks to Mike Pavlo for the Phantom photos from last month's meeting.



This month's meeting will be on:

Friday

March 11th, 2016



IPMS/USA MEMBERSHIP FORM

IPMS No.: _____ Name: _____

Address: _____ If Renewing _____ First _____ Middle _____ Last _____

City: _____ State: _____ Zip: _____

Phone: _____ E-mail: _____

Signature (required by P.O.) _____

Type of Membership ☐ Adult, 1 Year: \$30 ☐ Adult, 2 Years: \$58 ☐ Adult, 3 Years: \$86

☐ Junior (Under 18 Years) \$17 ☐ Family, 1 Year: \$35 (Adult + \$5, One Set Journals) How Many Cards? _____

☐ Canada & Mexico: \$35 ☐ Other / Foreign: \$38 (Surface) Checks must be drawn on a US bank or international money order

Payment Method: ☐ Check ☐ Money Order ☐ Credit Card (MC/VISA/DISC)

Credit Card No: _____ Expiration Date: _____

Chapter Affiliation, (if any): _____

If Recommended by an IPMS Member, Please List His / Her Name and Member Number:

Name: _____ IPMS No.: _____

IPMS/USA

Join or Renew Online at: www.ipmsusa.org

P.O. Box 2475

North Canton, OH 44720-0475

EVERY MODEL TELLS A STORY

COLUMBIA 2016

THE IPMS/USA NATIONAL CONVENTION

THE COLUMBIA METROPOLITAN CONVENTION CENTER • COLUMBIA, SC • AUGUST 3-6, 2016
Presented by IPMS/Mid-Carolina Swamp Fox Modelers and IPMS/Piedmont Scale Modelers
IPMSUSA2016.COM

*Newsletter
Editor can be
contacted at:
me "at"
devinjpooore.com*



Find us on the web at www.njipms.org
or at
<http://groups.google.com/group/njipms>



THE BEST MODELING SHOW IN NEW JERSEY FOR 25 YEARS

MOSQUITOCON 25

MODEL CONTEST ★ APRIL 2, 2016



This is our 25th show so the theme is **“SILVER”** this year. **Wayne PAL Hall, PAL Drive, Wayne, NJ (973-696-2896)**

- Best **“SILVER”** theme
- Best Armor
- Best Ship
- Best Aircraft
- Best Civilian
- Judge's Best
- Tailhook Award (US Naval Aircraft)
- Trifecta category
- Club “Make & Take” table
- Doors open at 9:00 AM
- Judging begins at 12:00 PM

FOR CONTEST AND VENDOR INFORMATION PLEASE CONTACT:
Bill Schwarz: 732-567-3724 (No calls after 9 PM) **Email: whsch@optimum.net**

Visit our web site at www.njipms.org for more information

Registration info: Adults-\$15 (includes unlimited model entries). Walk-In's-\$10. Kids under 16 - \$5 (children under 12 free). Active members of the military are also free. No bills larger than a \$50.

The “Make & Take” will be from PM to PM. “Make & Take” kits donated by IPMS/USA. Please note that registration ends at 12 noon. Models “should not” be removed until awards ceremony. There is “No snow date” for this show.



MOSQUITOCON 25 CONTEST CATEGORIES

AIRCRAFT

- | | |
|---------------------------------|----------------|
| 1. Single Engine Prop Aircraft | 1/72 & Smaller |
| 2. Multi-Engine Prop Aircraft | 1/72 & Smaller |
| 3. Single Engine Prop Aircraft | 1/48 |
| 4. Multi-Engine Prop Aircraft | 1/48 |
| 5. Jet Aircraft | 1/72 & Smaller |
| 6. Jet Aircraft | 1/48 |
| 7. Props & Jets | 1/32 & Larger |
| 8. Rotary Wing | All Scales |
| 9. Commercial (Civil & Racing) | All Scales |
| 10. Vacuforms & Resin Aircraft | All Scale |
| 11. Conversions & Scratch built | All Scales |

MILITARY VEHICLES

- | | |
|---|----------------|
| 12. Military Vehicles, Armored & Soft Skinned | 1/72 & Smaller |
| 13. Military Vehicles, Armored & Soft Skinned | 1/48 |
| 14. AFV, Tracked & Wheeled, Pre 1945 | 1/35 & Larger |
| 15. AFV, Tracked & Wheeled, Post 1945 | 1/35 & Larger |
| 16. Wheeled Soft Skins | 1/35 & Larger |
| 17. Self Propelled Ordnance | 1/35 & Larger |
| 18. Towed Ordnance- Howitzers, cannons | All Scales |
| 19. Commercial Conversions | All Scales |
| 20. Major Conversions & Scratch built | All Scales |

SHIPS

- | | |
|--|-----------------|
| 21. Ships, Battleships, Cruisers, Carriers | 1/400 & Larger |
| 22. Ships, Battleships, Cruisers, Carriers | 1/401 & Smaller |
| 23. Ships, All Others | All Scales |
| 24. Submarines | All Scales |

CIVILIAN VEHICLES

- | | |
|--|-------------------|
| 25. Automotive, All Types | Smaller than 1/25 |
| 26. Automotive, All Types | Larger than 1/24 |
| 27. Stock | 1/24 & 1/25 |
| 28. Custom | 1/24 & 1/25 |
| 29. Street Rod (1948 & earlier) | 1/24 & 1/25 |
| 30. Street Machine (1949 & later) | 1/24 & 1/25 |
| 31. Competition, Open Wheel (excluding Drag) | 1/24 & 1/25 |
| 32. Competition, Closed Wheel (excluding Drag) | 1/24 & 1/25 |
| 33. Competition, Drag | 1/24 & 1/25 |
| 34. Commercial/Trucks | All Scales |
| 35. Motorcycles | All Scales |

SPACE & SCIENCE FICTION

- | | |
|------------------------|------------|
| 36. Factual Vehicles | All Scales |
| 37. Fictional Vehicles | All Scales |

FIGURES

- | | |
|----------------------------|----------------|
| 38. Beings, Robots & Suits | All Scales |
| 39. Figures | 54mm & Smaller |
| 40. Figures | 55mm & Larger |

DIORAMAS

- | | |
|--------------------------|--------------------|
| 41. Vignettes & Dioramas | All Types & Scales |
|--------------------------|--------------------|

MISCELLANEOUS

- | | |
|---|--------------------|
| 42. Miscellaneous- | All Types & Scales |
| 43. Trifecta- | All Types & Scales |
| 44. Classic Plastic- (any 20+ year old kit) | All Types & Scales |

JUNIORS

- | |
|----------------------------------|
| 45. All Subjects, Types & Scales |
|----------------------------------|

AWARDS

1st, 2nd, 3rd place in all categories. "Best Out of Box" in categories 1, 2, 3, 4, 5, 6, 7, 8, 9, 12, 13, 14, 15, 16, 17, 18, and 24

SPECIAL AWARDS

Best "SILVER", Best Aircraft, Best Armor, Best Ship
Best Civilian, Best Tailhook (Naval Aircraft) Best of the Rest
and Judges Best