

MosquitoGram

The Official Newsletter of the New Jersey Chapter of IPMS

March 2013

THE IRON WORKS

By Bill Schwarz, President



Hi all! Hope the winter is getting you guys some quality time in your man cave. I am experimenting with various things paint wise and I have the Fokker streaks finished on my Eduard kit. Once I got started, it was pretty easy. I will have the result at the meeting for you to see. I am actually happy with the results!! Something I don't often feel when it comes to model finishes. LOL! With that said, I'm cutting to the chase with the NL this month because I have a few things to get done with. Now please listen up. This concerns all of you!!!

#1: Skeetercon is virtually upon us. For those of you who do not help to produce the show, please be there on show day to help out. The eboard is working at a fever pace from now till show time to get things done. I am constantly on the phone or emailing vendors to make sure all is in order. Mike and Marty are arranging the contest, and looking for door prizes. Vince and Joe are doing money and checking over the last minute items so we are in a green light situation show day!

The O'Connors and Jim Lincoln have the registrations and Category signs in place. Jon is working to get the great awards done! We are all picking up the last minute things together as a group. All we ask for is simple. Show up on show day and do your part. BTW there are no celebrities in the club. One or two guys always show up after everything is done. You know who you are so just please be on time in the morning and work the show. That's all on this!

#2: Sponsorships are again down this year. We are on everybody to help support the show. If you

Next Meeting:
Friday,
March 8th

Upcoming
Events:

March
Heavy Metal
Night

April 6, 2013
MosquitoCon
22

August
Pearl Harbor
Night

September
Movie Night

October
Russian
Night

November
WWI Night

wish to sponsor a category, please do so. We encourage this and you get the discount! It seems sponsors as a whole are down. Gone are the days of freebies out the ass and so on and so on. I can see some of this but not all of it. We as hobbyists buy, buy, buy, and it seems we are but numbers anymore. But one thing is for sure. We do have a few regular contributors and we thank them for supporting us with gifts every year. A list will be on the website soon! That's all on this subject for the moment!

#3: There are still a few of you we are having to wait for your dues. I will ask you pay them promptly! That's all and the last time I will mention of this. PAY YOUR DUES!!!! On that note, we have one or 2 former members who are no longer in the club for whatever reason. They have to pay full price of admission to the show. No exceptions. The list of guests will be at the door and I expect

it to be honored. I'm not being a prick about this but if you are no longer in the club, that's fine, but your privileges are revoked. Please remember this. I think you guys get the drift so no more talk about this anymore.

I think that's it this month. Marty, Mike, Joe, and Jon will cover the other bases. So with that, I will say, see y'all at the meeting, Have a great week and looking forward to the meeting and to Skeetercon 22! Man! 22 F&^%\$#\$G MosquitoCons! That's a long freaking time. Most of us were young when we started. I still am. I'm 59 going on 12! LOL. Alcohol and Models. What a life! See y'all in a few. Please remember and support the show and sponsors and get the word out any way you can! We as a club benefit by this!

~ *Big Bill Schwarz*

Joe's VP Piece

By Joe Smith

Fellow members of NJIPMS,

As we come into the stretch run of MosquitoCon, I would like to please ask if anyone could please sponsor a trophy package, it would really help as so far as it has been a little slow from other clubs! You

the members have been great in the past! Please see me or Vince at the next meeting.

Happy Modeling

~*Joe Smith*


Note: If you haven't paid your 2013 club dues yet, please do so. It takes mere moments, and everyone else has done it.



Fokker Streaks Made Simple

By Bill Schwarz

Hi guys, I am just writing this to tell you can do this and can do it well with a little patience and get over the want to start it



syndrome!. The infamous Fokker streaks are not that hard to do this way and you will be surprised how fast you can learn it. All that's needed is FLAT Radome Tan or Sand for the Linen color and a set of pastel chalks, a few flat brushes, some water and that will do it. What you do is get your base coat! I shot the blue undersides first, then did the entire topside radome tan to replicate the CDL or clear doped linen fabric the Tripe is covered in. That's your base. Also shoot the Tan on some scrap sheet so you can then learn the streaking before you touch the plane. Next, mix an olive drab color from the pastels. You can buy it commercial like from Mig Pigments, but you can make your own with simple pastel chalks by mixing a few colors. I used orange, yellow, blue and brown but there are recipes on the net. You need to experiment. Scrape the chalk dust on sandpaper mix it till it looks right then put it in a small container. A small inexpensive pastel set will last forever and you don't have to pay 7 bucks for colored dust! LOL. After this you have a paper towel and small container of water, and the Olive Drab dust.

Now all you do is find the brush you like and start streaking. Dip the brush in water, blot most of it out, dip it in the dust and start streaking! It's that simple but it does take some learning! Look at pics of Fokker Triplanes. You will see what I mean. It's on some D-VII's as well! They dipped a 4 inch brush and streaked. When the paint ran out, the dipped and went on. That's it. Just practice and go lightly. You can go over it but you need to learn what you can and can't do and after a few strokes you will see how it will get better and better. You can double up streaks or go from opposite ends. The possibilities are endless. The streaks have patterns, so look at the one you're going to do and see the angles! You can make demarcation lines with post-it notes or masking tape, too if you like uniformity. Remember one other thing: don't touch the streaks, do one part of the plane at a time and clear coat LIGHTLY the finished portion when you are done! This will protect it and get it ready for decals. I also want you to know I learned this technique from my friend Pat Sparks. I take no credit for this at all, but I am passing the info on to teach and inspire you. Now you can make any Fokker look good or great. The technique is proven,



and best of all you won't see the same Fokkers all the time; you know, the all red ones or the red and white ones etc etc. Just get with it and do it. If I can do it, anyone can! Oh, if you have any other questions, give me a holler or ask at the meeting. I will be glad to show and help any of you. P/S The pictures are of the finished parts which I am in the midst of assembling. The prop is real wood and is hand carved and laminated like the real one!



Irish Diplomacy

By Martin J Quinn

Irish Diplomacy: The ability to tell a man to go to hell so that he looks forward to making the trip.



Holy Cow. Another MosquitoCon is almost upon us. It really is hard to believe how the years are flying past. Twenty One shows in the books, and number twenty-two just about here.

As usual, the e-board has been doing their thing in the background, trying to sell vendor tables, arrange raffle prizes, get trophy sponsorships sold, etc. As Bill mentioned in his Iron Works, we haven't had much success selling trophy packages, so if you could hit the usual subjects up for a donation, that would be appreciated.

After much struggle, the website has been partially restored. I had to move it to a new

service provider, but was unable to just upload the old content to the new hosting provider, due to reasons beyond my comprehension. As a result, all that is up now is a new front page with some MosquitoCon info - like the flyer and the registration form.

Please print out a copy of the flyer, go to your local office supply store, make some copies and distribute them to hobby shops in the area. I quickly left one with Jan's on Lexington Avenue in NYC the other day, which is only three blocks from my new work location, for them to hang in the window. When I get a chance, I am going to return with a stack for them to (hopefully) hand out.



This month the theme contest will be "Heavy Metal", sponsored by yours truly. Gift certificates will be given out, one for Land/Sea and one for Air. What's "Heavy Metal"? Four engine bombers, large airliners or fighters in Air, or Battleships, Battlecruisers, Heavy Tanks or Tank Destroyers, or maybe a model of a '73 Chrysler Polara in Land/Sea. I am hoping

for a good turnout on the tables!

If you are interested in sponsoring a theme night contest, please see our Contest Chair, Jon DaSilva.

Well, that's it from here. See you on Friday March 8th!

~*Martin*

THE JUDGES TABLE

By Jon Da Silva

What's up everybody? Total buzzkill that we didn't have the meeting last month, but the weather really ruined everything. I'm not too bummed about it because I went out plowing and made some extra cash. I believe Martin will be sponsoring a "HEAVY METAL" theme for this month. No that doesn't mean grow back your mullets and come in blasting Judas Priest or Iron Maiden... Bring in your heavy duty vehicles, planes, armor, and ships. Anything that's big! Battleships, Tigers, TU-95's, you catch my drift. I'll bring a couple completed MosquitoCon awards for everyone to look at. I also have a few kits I picked up that I think everyone will be interested in.

In a previous issue, I brought up the idea of someone doing a decal workshop. Since then I went out and bought Mr. Mark Setter and Mr. Mark Softer. These products have instantly turned my novice decaling skills into masterpieces. I'm going to bring a Hellcat I used the products on so you can see just how great they work. I know most of you probably use Microscale products, but these are a lot better in my opinion, the only downside is you'll probably have to get them online, or if you're willing, go to Gundam Planet in Ridgefield. It's literally down the

street from Ridgefield hobbies and they're only open Friday and Saturday. Jim there is a great guy and they're going to be sponsoring MosquitoCon and they have a lot of hard to find supplies and kits from Japan.

All that aside, I encourage everybody to bring a kit this month and we could still use a few contest sponsors for later in the year. The contest itinerary looks like this so far:

March - Heavy Metal (Martin)
April - Mosquitocon (no theme)
May - open so far
June - open so far
July - open so far
August - Pearl Harbor (Art)
September - Movie Night (Devin)
October - Russian Night (?)
November - WWI (Jon)
December - Model of the Year

The car group build dates will be finalized hopefully at the next meeting, but that still leaves two months open. Someone please help out and sponsor so we can all have more fun!

Ciao,
~*Jon*



The Contact's View

By Mike Pavlo, VP

Mother Nature certainly put the kibosh on our February meeting. I opened the front door to check to see how hard it was snowing, and a drift blew in and covered me up to my waist. OK, so I'm exaggerating, but it was pretty bad. If we did have the meeting, we would have certainly used it to mention how MosquitoCon is looming right around the corner. The other E-Board members will be providing updates also, but we're making good progress in the show preparations.

As usual, we can use support in the areas of trophy sponsorships and raffle donations. If any member would like to sponsor a trophy package, or has contacts who would like to, please see Joe or Vince at

the meeting. We can also use items for the raffle table. Any quality kit, book, decals, etc that you feel could find another home, please bring them to the show for the raffle. I know we all have kits that we no longer have any interest in, thus making them perfect candidates for donation.

Please plan on being at the PAL bright and early on April 6th. We'll have a job for everyone, and we'll need everyone in order to get everything ready and to keep the show running smoothly. We'll have fun along the way, that's for sure!

Best Wishes,

~Mike P.

From the Novice Desk

Hasagawa 1/48th Scale F6F-5 Grumman Hellcat

By Art Doran

Since (a few) club members accepted the last article I wrote, I thought I would do a follow up on a similar kit.

I have had this 1/48-scale kit in my collection for several years, but did not consider building it because I previously built a 1/32-scale Hasagawa version of the Hellcat. I have always had trouble getting a high gloss deep sea blue finish on any model, and this one was no exception.

I built the cockpit sub-assembly and added seat belts. I also added metal guns and wheel brake flex lines, which are not included with the kit. Following Marc's last workshop, I scribed the panel





lines and even cut out between the flaps. I selected an all blue paint scheme because I have trouble blending colors and a single color plane would make it easier to concentrate on the high gloss finish.

Things didn't turn out so well. The Tamiya acrylic paint must have been too thick and produced a rough and non-uniform finish. I brought the model to the March meeting for help and received several suggestions to restore the paint job. I decided to try and save my previous work. Considering all the suggestions I received, I felt that repairing

the surface by wet sanding the entire model with 800-grid sandpaper would be the easiest for me. Most of the surfaces that I could sand lightly became very smooth. The complex surfaces were difficult to get completely smooth.



I thinned the Tamiya paint to almost 50% and repainted. Now I had the dulllest flat looking sea blue model I had ever seen.



I went full blast with the clear gloss paint and I think I got some reasonable results. I'm sure when I bring the model to the April meeting, I will discover several new "issues".

But in frustration, as I was looking at my restoration, I said to myself, "It's as good as you are going to get"



“3-Deck” Akagi Detail Set

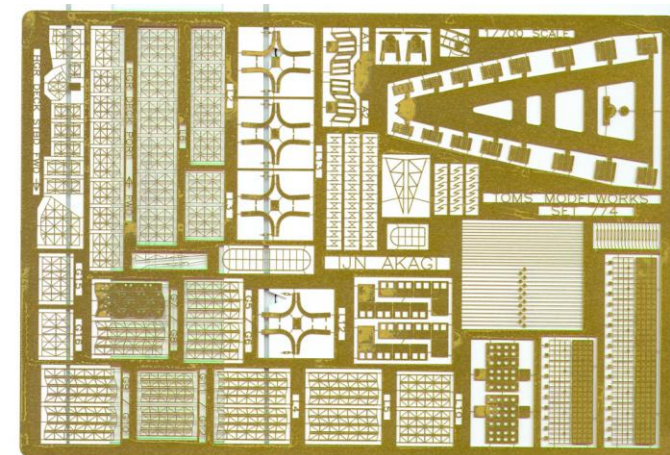
Tom's Modelworks, 1/700 Scale, Photo-etch

By Martin J. Quinn

Summary

Description:	- Photo-etch for Hasegawa 1/700 “Triple-Deck” Akagi
Scale:	- 1/700
Price:	- \$20 from Tom's Modelworks
Contents & Media:	- 2 photo-etch sheets
Advantages:	- Provides long awaited photo-etch for a kit release circa 2008 - Reasonable price
Disadvantages	- Very small parts – prior photo-etch experience required.
Recommendation:	- Highly Recommended





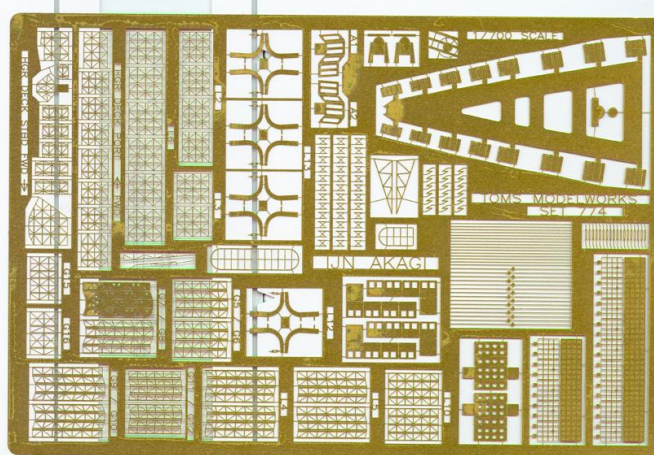
About five years ago, Hasegawa released a 1/700 model of the Japanese Aircraft Carrier Akagi in her early, "Triple Deck" configuration. I scooped one up at the 2008 Virginia Beach Nationals, and awaited the release of a photo-etch set. Other than a small Hasegawa supplemental set for lattice supports, nothing has come to market – until now.

Tom's Modelworks has recently released set #774, which is made for expressly for the Triple Deck Akagi. Retailing for \$20, the set included two sheets of brass – one contains only railings – and a three page set of instructions.

This set will allow you to replace almost all of the plastic molded flight deck supports and replace them with photo-etch, including the support for the lower level flight deck. Also include are windscreens for the flight deck, boat davits, radio masts, struts for the bi-planes, platforms and a replacement structure for the under flight deck control station.


The railings are from Tom's standard railings in 1/700, set #705.

The brass is typical of sets from Tom's Modelworks – it's a bit thinner than what



you'd get from Gold Medal, White Ensign or from the Japanese companies, but it's also reasonably priced.

This does look like it will be a bit challenging to use, due to all the kit parts that are being replaced and the thinness of the brass, but modelers with experience using photo-etch should have no problems using it.


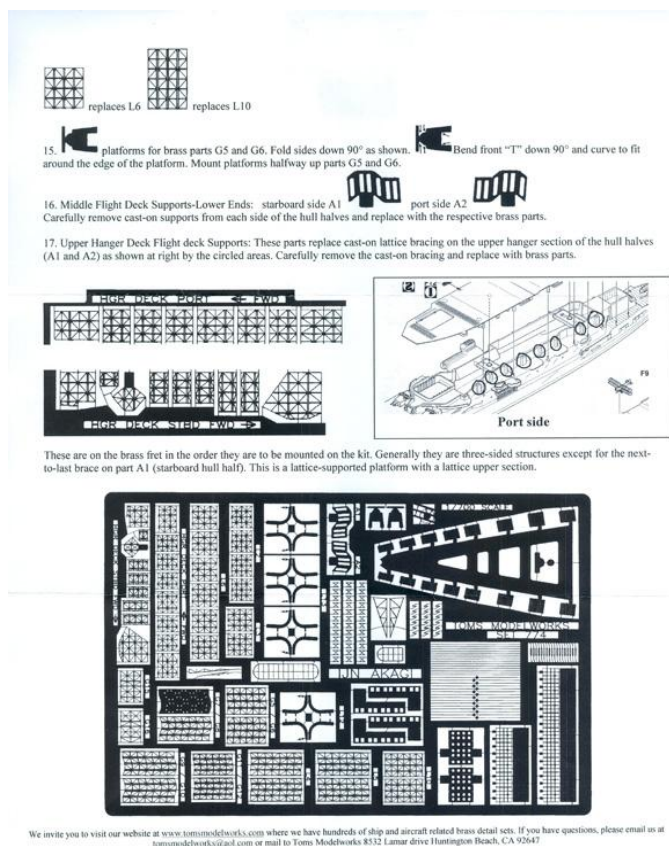
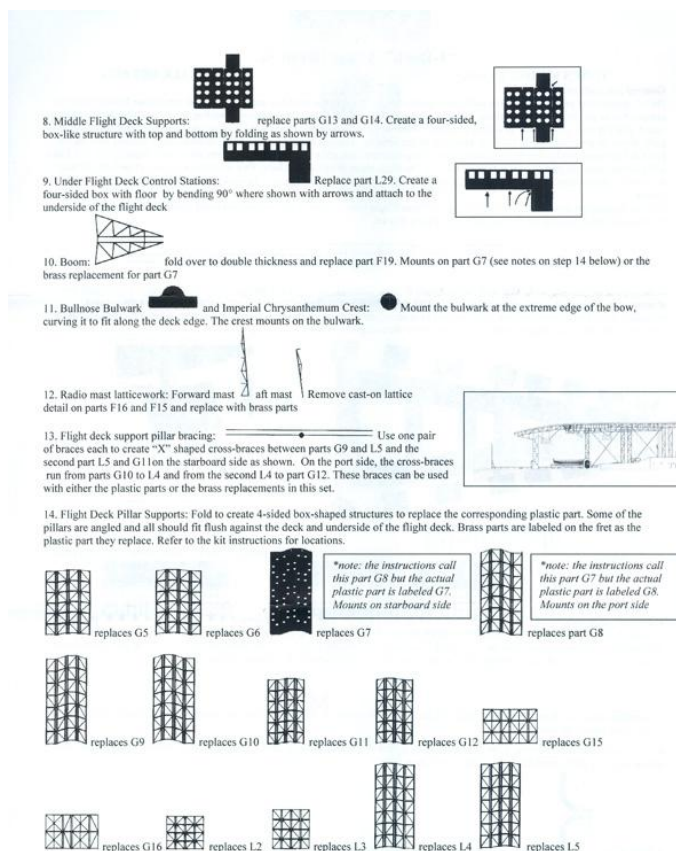


The sharp eyed among you may note in the instructions that Rich Harden from Tom's Modelworks thanks a certain Martin Quinn for his assistance in developing this set. That Martin Quinn and I would be one and the same – I lent Rich the kit and some AJ Press volumes on the Triple Deck Akagi so he would be able to develop the set (after much nagging on my part). It



was my pleasure to be able to help, even in such a minor way.

I highly recommend it for anyone wishing to build the Triple Deck Akagi. Once I've finished some of the ½ built kits in my stash, I look forward to starting mine.



From the Editor

By Devin Poore

The newsletter layout is a bit off this month. With no February meeting due to the blizzard, there were therefore no meeting photos to fill-out the pages. Fortunately, Art, Bill and Martin stepped up and got me some review content.

A quick word about Movie Night that I'll be sponsoring in September. No, we won't be setting up the projector for a film. What we will be doing is having a contest of models of items that have appeared in a movie. Build a model of the DeLorean from "Back to the

Future". An F-14 in markings from "Final Countdown". Build the stock car from "Talladega Nights", or the M-3 "General Lee" tank from "Sahara" (or the CSS *Texas* from the more recent "Sahara"). Build Iron Man, a bust of Abraham Lincoln, or anything else that you can prove was in a movie. How's that for a wide-ranging subject night?

See everyone on Friday.

~Devin

This month's meeting will be on:

Friday

March 8th, 2013



IPMS/USA NEW MEMBER APPLICATION

IPMS No.: _____ Name: _____
(leave blank) FIRST M. LAST
Address: _____
City: _____ State: _____ Zip: _____
Phone: _____ email: _____
VISA/MasterCard _____ Account # _____
Exp. Date: _____
Signature: _____

☐ Adult: \$25 ☐ Junior (17 years old or younger): \$12 DOB: _____
☐ Canada & Mexico: \$30 ☐ Other Foreign: \$32 ☐ Foreign Air Mail: \$55
☐ Family (Adult dues + \$5, one set magazines, # of membership cards required: _____)
☐ If recommended by an IPMS member,
list his/her name and member number _____ (name) _____ (IPMS#) _____

IPMS/USA
Check out our web page: www.ipmsusa.org
P.O. Box: 2475
North Canton, OH 44720-0475

IPMS/USA

www.ipmsusa.org



Scale Model Show & Contest

Saturday — April 13, 2013

9 am to 4 pm



RepIcon 26

Freeport Recreation Center
130 E. Merrick Road
Freeport, NY

Event Activities

- ⇒ Hundreds of Aircraft, Armor, Ships, Autos, Sci-Fi, and Diorama Displays
- ⇒ 49 Contest Categories
- ⇒ G-S-B for Armor, Figures & Diorama Categories.
- ⇒ Vendors!
- ⇒ Raffles!
- ⇒ Children's Make 'n Take!



Admissions
Contest Entrants—unlimited model entries
Adult — \$10.00
Junior — \$5.00 (13 to 17 yrs of age)
Bantam — \$2.00 (7 to 12 yrs of age)

Visitors:
Adult — \$7.00
12 to 17 yrs of age — \$4.00
Seniors — \$4.00
Current Military — Free



Four Special Theme Categories
The 60th Anniversary of the Korean
War Armistice
1950 thru 1953.

See our website for updated
Contest Rules & Categories!

Need Info? Internet site: www.LISMS-IPMS.ORG

E-mail: Robert at taurleo@optonline.net

RepLlcon 26 Contest Categories

100: AIRCRAFT (1-2-3)

- 101 Prop --- 1/72 scale and smaller
- 102 Jet ---- 1/72 scale and smaller
- 103 Biplanes --- 1/48
- 104 Prop --- Single Engine - 1/48
- 105 Prop --- Multi Engine - 1/48
- 106 Jet ---- Single & Multi Engine - 1/48
- 107 Biplanes - 1/32
- 108 Prop --- Single & Multi Engine - 1/32
- 109 Jet ----- 1/32
- 110 Helicopter / Rotary Wing --- all types and scales
- 111 Civilian Aircraft --- all types and scales
- 112 Vacuforms, Scratchbuilt & Major Conversions --- all types & scales

200: ARMOR (G-S-B)

- 201 Tracked and Wheeled Vehicles --- 1/72 & smaller
- 202 Tracked and Wheeled Vehicles --- 1/48 & under 1/35
- 203 Tracked Vehicles, closed Top, Pre 1946 Axis --- 1/35 & larger
- 204 Tracked Vehicles, open Top, Pre 1946 Axis --- 1/35 & larger
- 205 Tracked Vehicles, closed Top, Pre 1946 Allied --- 1/35 & larger
- 206 Tracked Vehicles, open Top, Pre 1946 Allied --- 1/35 & larger
- 207 Tracked Vehicles, closed Top, Post 1946 --- 1/35 & larger
- 208 Tracked Vehicles, open Top, Post 1946 --- 1/35 & larger
- 209 Wheeled Vehicles, All Types --- 1/35 & larger
- 210 Ordnance and Towed --- all types & scales
- 211 Vacuforms, Scratchbuilt & Major Conv. --- all types and scales

300: AUTOMOTIVE (1-2-3)

- 301 All Types --- 1/43 Scale
- 302 Street Stock, (inc. Police and Fire) --- 1/42 to 1/20
- 303 Custom --- 1/42 to 1/20 scales
- 304 Competition --- 1/42 to 1/20 scales
- 305 Commercial Vehicles & Trucks --- 1/42 to 1/20
- 306 Curbside --- 1/42 to 1/20 scales
- 307 Automotive, all Types --- 1/19 scale and Larger
- 308 Motorcycles, all types and scales

400: SHIPS (1-2-3)

- 401 Engine Powered Vessels --- smaller than 1/500
- 402 Engine Powered Vessels --- 1/500 scale and larger
- 403 Submarines --- all scales
- 404 Sail Powered --- all types and scales

500: FIGURES (G-S-B)

- 501 54 mm and smaller
- 502 Larger than 54 mm
- 503 Mounted --- all scales
- 504 Busts and Half Figures

600: DIORAMAS (G-S-B)

- 601 Small Composition
- 602 Large Composition

700: SPACE & SCIENCE FICTION (1-2-3)

- 701 Factual Spacecraft and Beings
- 702 Fictional Spacecraft and Beings

800: Triathlon (1-2-3) 3 unrelated items Ex. Aircraft, Auto, Figure

900: JUNIORS (1-2-3)

- 901 Juniors 12 and under, All types and scales
- 902 Juniors ages 13 through 17, All types and scales

950: Korean War Theme (1-2-3)

- 951 Korean Aircraft --- includes Helicopters, All scales
- 952 Korean War Armor & all ground vehicles all scales
- 953 Korean War Ship --- all scales
- 954 Korean War Figure --- all scales

BEST OF AWARDS:

Aircraft
Armor
Automotive
Ship
Figure
Judges best in Show

SPECIAL SHOW THEME AWARDS and Sponsor:

Best Braille Scale Armor ----- Mike Salzano
Best 1950's Automobile
Best IPMS 50th Anniversary (see rule 15)-----Howie Belkin

RepLlcon 26 Contest Rules

1. The contest is open to all registrants of RepLlcon 26 (2013). IPMS membership is encouraged, but not required. Absentee entries will be accepted with an Absentee Registration Fee. Handlers of absentee entries will be responsible for all entry paperwork, as well as retrieval of the entries and awards if any.
2. The Junior Category will be divided into two groups: ages 12 and under, and 13 through 17. A Junior entrant may, at his/her discretion compete in the standard categories instead of Junior categories.
3. IPMS/USA host chapter and the Freeport Recreation Center are not liable for loss or damage suffered by entries. Handling considerations should be noted on entry forms, i.e. if the model is on a base and NOT attached securely to the base. As required in the judging process, judges will be permitted to handle the entries.
4. Entries cannot be removed from the display area until announced. The sponsoring chapter assumes no responsibility for contacting award winners whose entries are removed prior to the awards ceremony, or for mailing unclaimed awards.
5. **Entries that won awards at prior RepLlcons or Nationals are not eligible** to enter. Previous award winners can be used in Collections and group categories. See Rule 13.
6. While the use of plastic is encouraged, other modeling materials are permitted. Judging standards of construction, finish, attention to detail, and authenticity will be the same regardless of material used. Unless described differently in these rules, judging will follow the most recent available **IPMS Competition Handbook** (http://ipmsusa.org/CH_index.html).
7. Models may be displayed on bases, but **only the model will be judged**, unless the entry is in a Diorama Category.
8. Markings will differentiate between military and civil categories, and will also determine eligibility for theme awards.
9. Final decision on category placement shall rest with the Contest Chairman. The Contest Chairman may split or combine categories prior to judging, depending on the number of entries in each category.
10. First, second, and third place awards will be judged as such in most categories. Gold, Silver, Bronze awards will be awarded by a judging system similar to AMPS Gold-Silver-Bronze method. Individual entrants are eligible for only one award in each category **[NO SWEEPS]** regardless of the number of entrants entered.
11. Conversion: Entries must represent a version different from that provided by the basic kit. The conversion must contain significant structural modifications to the basic kit involving extensive change in contour or configuration. In addition to the judging criteria common to the entire contest, judges of the Conversion Category will give special consideration to the complexity of the conversion. The entrant should detail the conversion changes made to the basic kit on the entry sheet or accompanying documentation. The Chief Judge has the ultimate authority to determine a model's category placement.
12. Scratchbuilt: entries must comprise less than 25% commercially available parts (wheels, tracks, propellers, etc). The entrant must have fabricated all major components. Methods of fabrication should be specifically described on the entry form.
13. Triathlon entries must comprise of three unrelated subjects, ex: aircraft, auto, and figure. Construction and finish quality are important judging considerations. **No more than ONE of the entries in a triathlon may have won awards individually or any group entry in previous RepLlcons or Nationals.**
14. Best Brail Armor Award: applies to any armor entry 1/72 and smaller, all types including soft skins, armored cars, halftracks and ordnance.
15. IPMS 50th Anniversary Model: **This award will be open ONLY to IPMS members**; must have a current IPMS membership. A model released between 1950 and 1979. The model must not have won an award in any National Competition. You must provide proof of release with the model, ie: kit instructions, box label, internet source printout, or John Burns Collector's guide showing a date.
16. Korean War Theme: Refer to our Website for a list of weapons used.

NEW JERSEY IPMS IS PROUD TO PRESENT FOR IT'S 22st YEAR...

MOSQUITOCON 22

Model Contest April 6, 2013

Show Theme is: "The Cutting Edge", to be held at the Wayne PAL Hall, PAL Drive, Wayne, NJ. 973-696-2896. Special Awards for: •Best "The Cutting Edge" Theme. •Best Armor, •Best Ship, •Best Aircraft, •Best Civilian, •Judge's Best, •Tailhook Award (US Naval Aircraft). •"Trifecta category". Club sponsored "Make & Take" table. Raffle Prizes. Wall to wall vendors. Hot Food available. Doors will be open at 9:00 AM. Judging begins at 12:00 PM. Lots of free parking in the back of Wayne PAL.



FOR CONTEST AND VENDOR INFORMATION PLEASE CONTACT:

Bill Schwarz: 732-567-3724 (No calls after 9 pm) **Email: whsch@optimum.net**

Visit our web site at www.njipms.org for more information

Registration info: Adults-\$15 (includes unlimited model entries). Walk-In's-\$10. Kids under 16 - \$5 (children under 12 free). Active members of the military are also free. No bills larger than a \$50.

The "Make & Take" will be from 1pm to 3pm. "Make & Take" kits donated by IPMS/USA. Please note that registration ends at 12 noon. Models "should not" be removed until awards ceremony. There is "No snow date" for this show.



MOSQUITOCON 22 CONTEST CATEGORIES

AIRCRAFT

- | | |
|---------------------------------|----------------|
| 1. Single Engine Prop Aircraft | 1/72 & Smaller |
| 2. Multi-Engine Prop Aircraft | 1/72 & Smaller |
| 3. Single Engine Prop Aircraft | 1/48 |
| 4. Multi-Engine Prop Aircraft | 1/48 |
| 5. Jet Aircraft | 1/72 & Smaller |
| 6. Jet Aircraft | 1/48 |
| 7. Props & Jets | 1/32 & Larger |
| 8. Rotary Wing | All Scales |
| 9. Commercial (Civil & Racing) | All Scales |
| 10. Vacuforms & Resin Aircraft | All Scale |
| 11. Conversions & Scratch built | All Scales |

MILITARY VEHICLES

- | | |
|---|----------------|
| 12. Military Vehicles, Armored & Soft Skinned | 1/72 & Smaller |
| 13. Military Vehicles, Armored & Soft Skinned | 1/48 |
| 14. AFV, Tracked & Wheeled, Pre 1945 | 1/35 & Larger |
| 15. AFV, Tracked & Wheeled, Post 1945 | 1/35 & Larger |
| 16. Wheeled Soft Skins | 1/35 & Larger |
| 17. Self Propelled Ordinance | 1/35 & Larger |
| 18. Towed Ordinance-Howitzers, cannons | All Scales |
| 19. Commercial Conversions | All Scales |
| 20. Major Conversions & Scratch built | All Scales |

SHIPS

- | | |
|--|-----------------|
| 21. Ships, Battleships, Cruisers, Carriers | 1/400 & Larger |
| 22. Ships, Battleships, Cruisers, Carriers | 1/401 & Smaller |
| 23. Ships, All Others | All Scales |
| 24. Submarines | All Scales |

AWARDS

1st, 2nd, 3rd place in all categories. "Best Out of Box" in categories 1, 2, 3, 4, 5, 6, 7, 8, 9, 12, 13, 14, 15, 16, 17, 18, and 24

CIVILIAN VEHICLES

- | | |
|--|-------------------|
| 25. Automotive, All Types | Smaller than 1/25 |
| 26. Automotive, All Types | Larger than 1/24 |
| 27. Stock | 1/24 & 1/25 |
| 28. Custom | 1/24 & 1/25 |
| 29. Street Rod (1948 & earlier) | 1/24 & 1/25 |
| 30. Street Machine (1949 & later) | 1/24 & 1/25 |
| 31. Competition, Open Wheel (excluding Drag) | 1/24 & 1/25 |
| 32. Competition, Closed Wheel (excluding Drag) | 1/24 & 1/25 |
| 33. Competition, Drag | 1/24 & 1/25 |
| 34. Commercial/Trucks | All Scales |
| 35. Motorcycles | All Scales |

SPACE & SCIENCE FICTION

- | | |
|------------------------|------------|
| 36. Factual Vehicles | All Scales |
| 37. Fictional Vehicles | All Scales |

FIGURES

- | | |
|----------------------------|----------------|
| 38. Beings, Robots & Suits | All Scales |
| 39. Figures | 54mm & Smaller |
| 40. Figures | 55mm & Larger |

DIORAMAS

- | | |
|--------------------------|--------------------|
| 41. Vignettes & Dioramas | All Types & Scales |
|--------------------------|--------------------|

MISCELLANEOUS

- | | |
|--|--------------------|
| 42. Miscellaneous- | All Types & Scales |
| 43. Trifecta- | All Types & Scales |
| 44. Classic Plastic-(any 20+ year old kit) | All Types & Scales |

JUNIORS

- | |
|----------------------------------|
| 45. All Subjects, Types & Scales |
|----------------------------------|

SPECIAL AWARDS

Best "The Cutting Edge", Best Aircraft, Best Armor, Best Ship
Best Civilian, Best Tailhook (Naval Aircraft) Best of the Rest
and Judges Best