


MosquitoGram

The Official Newsletter of the New Jersey Chapter of IPMS

June 2012 Edition



The Iron Works

By Bill Schwarz, President



Fellow Members!! How y'all doing? Hope you are all fine going into this summer season! I am writing this tonight with just a few thoughts and to let you know what's going on! 1st off, the meeting at the K of C in Garwood is in the regular second Friday of the month as usual. What happens next remains to be seen. Any way you look at it, we will never be lost. We will in July have a meeting place and it will be business as usual. I hope the Knights get their politics behind them and move on! I will just say, WE WILL GO ON AND WE WILL HAVE A HOME!

Next up, it was a very good meeting in May and I was glad to see so many guys there. The food was particularly good as well. It was just a Thank You for your work at MCON! Now comes the biggie: The annual BBQ Outing is June 22nd at Famous Dave's in Metuchen. This is a Rain or Shine event. We have service for 40 but can add as needed. I ask one thing. Let me know you're

coming so I can get a half-assed count. I would appreciate you emailing me. The event starts like 12:30 and goes on all afternoon. So let's see some faces and have some fun. It's also a week after Fathers day so there is no crying or whining. Just man-up and come! Enough said.

Next up, It was great to see Dan "OGIE " Spera and Mike Terre at the meeting again. I also know that they have rejoined and I for one am glad. Good to see you both! You were missed. Speaking of missed, we have a member in need! So at the meeting, I will tell you what I know and pass around the hat. The club will match what we take in the hat and believe me, it is needed and it will be well appreciated. More about this at the meeting.

Now on that note,

Next Meeting:
Friday, June 13th

Upcoming Events:

June
Mustang Night

July
North Africa Night

August
WWI Night

Aug. 6-9,
2014
IPMS
Nationals.
Hampton,
Va.

September
Destroyer
Group Build

October
Russian
Night

November
Sci-Fi Night



another almost tragedy happened to a members wife. Jimmy Pentifallo's wife took ill and had a bad viral infection which put her in the ICU for many days. She is ok now and getting better. We as a club sent her a small token of our feelings and it was much appreciated! Glad you're getting better Linda. Looking forward to seeing you at the outing!

Now just one more thing and I will let you all go. I was sent an email and I cracked up. It was about support the AMPS! When I stopped laughing, I actually got a little angry again about what happened to us. This shit

is classic! You all know about my feelings and what was done to MCON. I will go no further because I feel no need to. You all know where I stand on this and why I do. I will tell you if the AMPS comes to us for help they will definitely hear what I have to say.

Anyway, I have other things on my mind that are more important and I'm not going to be involved in the stupid political shit in any way shape or form. So with that said, I will see y'all at the K of C Friday the 13th of June, 2014, business as usual.

~ *Big Bill Schwarz*

Joe's VP Piece By Joe Smith

Fellow members of NJIPMS,


Thank you Big Bill for a great time last month, as well as another Famous Dave's get-together upcoming this month.

I am really liking what I saw at last month's meeting, all those great kits in progress as well as the finished products. It makes me very happy to see more ship models as well! I like the fact that Martin group build is moving along very nicely as well.

I for one am really having a blast with my destroyer group build kit! I have learned a lot so far with this kit, and I am looking to working on another ship after this!

Happy Modeling

~*Joe Smith*



Irish Diplomacy

By Martin J Quinn

Irish Diplomacy: The ability to tell a man to go to hell so that he looks forward to making the trip.



I'm writing this on a sunny Saturday morn, before I head out to World War Two Weekend in Reading, PA. This is something I've always wanted to attend, but since my daughter's birthday is early June, the WW2 weekend and her party have usually coincided, which means SWMBO has deemed parties are more important than planes...especially for my health. I'm looking forward to this – there are two B-17s and a B-24 among the planes scheduled to fly today, and the weather is just perfect.

For those of you not able to make it this weekend, you'll have another shot at seeing a different B-17 and B-24 in late August in the Tri-State Area. The weekend of August 23rd/24th, the Collins Foundations big bombers and a P-51C trainer will be at Allaire Airport in Wall, NJ. The next weekend they'll be at the American Airpower Museum in Long Island (where the recent NoreastCon was held). I went to the AAM a few years back with my son – they let you climb in and out and all over both bombers. Great stuff if you are young enough to do it! Plus, you can buy rides on both bombers (about \$450 a seat), or if you have \$2500 laying around, you can take a 30 minute flight in the P-51.

A lot of anniversaries this past week: the 72nd anniversary of the Battle of Midway, and the 70th anniversary of Operation Overlord, the "Day of Days". D-Day obviously overshadowed Midway in news coverage and remembrances, but the 1942 air and sea battle was at least as important to the outcome of the war as the invasion of Fortress Europe was. Hilarious to read the news outlets try and cover D-Day, and the mistakes they made. One outlet called is "the anniversary of Operation Overlord, code named D-Day". What? As they kids say in "text-ese": SMH.



How are the Tin Can Builds coming along? Mine has stalled a bit, as I have to finish two other projects first: the never ending build of the USS North Carolina (which is in the process of being flat coated, so it's close to the finish line) and a diorama with some



buildings and scenery for MRC. The latter is due at the end of this month, so I've been trying to concentrate on that. Once those two are done, the Z-17 will get most of my full attention, as I'd like to have something new to bring to the Nationals in Hampton VA in August.

I believe this month's contest theme is "Mustangs", sponsored by Mustang Hobbies,

the online arm of our own Jimmy P's Ridgefield Hobby.

Well, that's it from here, as those footsteps I figuratively hear behind me are those of the newsletter editor, demanding his copy! Hope everyone is enjoying the great weather! See ya'll at the June meeting, with your Mustang models in tow!

~Martin

THE JUDGES TABLE

By Jon Da Silva

Summer is now really upon us and it feels strange. It seems like only yesterday we were dealing with 5° temperatures. Then MosquitoCon came and went and now we're approaching our BBQ again. These next few months we're having some exciting contests. First off will be a Mustang night in June, followed by North Africa in July, WWI in August, the group build in September,



Russian night in October and Sci-Fi night in November. There's been so many new kits coming out on the market, I'm sure everyone will have something to participate with. Whether you get around to finishing it or not is another question entirely.

Speaking of WWI. I think it's important we remember that this year is the 100th anniversary. There hasn't been as much coverage on the net or on television as there should be. It seems like it's often a forgotten war, much like Korea and I don't think that's right, but I don't control the media so I can't really help with that.

It seems that in the summer season, most people do not build. I can imagine why. There are so many other activities that you could be doing with your free time now that model building takes a back seat. Personally I prefer to build now. If you had allergies like I do, you'd understand! The great outdoors and I do not get along all that well past the 30 second mark. In saying that I have a lot of little projects going on at the moment and no set timeline to finish any of them other than my Z-17 for the group build.

Lastly, I've been thinking about some MosquitoCon themes and here's what I've come up with so far.

1. "The End" 2015 marks many anniversaries: End of Vietnam, End of WWII. End of the Russo Japanese



War, etc. This theme could also be used as "End of an Era"

2. "Opposites." It's hard to explain in words, but what I'm trying to say is an American tank in German colors/markings, a Dodge with Mitsubishi emblems, or a Japanese ship painted in MS21.

I'm sure I'll think of more. There's plenty of time between now and then!

Ciao,

~Jon

The Contact's View

By Mike Pavlo, VP

First, I'd like to thank Big Bill for arraigining our post-MCon party at last month's meeting. The food was delicious and it was fun to BS and bask in our show's success. It's always great to sit around and have a feast together! That leads me to mention our annual summer BBQ. We're having it at Famous Dave's again this year. I'm sure Bill or Martin will have more details in this newsletter, but be sure to keep your calendar open for that feast.

As you know from the May meeting, this month marks our last meeting to be held at the Garwood K of C. It truly is the end of an era and our long run there. It's hard to believe that we've been having our monthly meeting there since 1986...that's 28 years! Due to circumstances beyond our control, we're being thrown out to supposedly clear the hall for other functions. I think we know how that's going to turn out for them. I'm sure they'll miss our monthly revenue and

regret their decision. Bill has been working with our buddy Mike there to find a new venue and I'm sure Bill will be providing an



update on that. They say that when one door closes, another one opens, and that will quite literally be happening for us! I'll miss the old joint, but look forward to creating new memories at an even better location!

Hope everyone is enjoying the nice warm weather that has finally arrived. I look forward to seeing everyone at the meeting.

~Mike P.



Jet Commander

Aurora 1/48th Scale Quick Kit Review

By Mike Terre



A rare one in 1/72nd scale. This was one model in a group of six that Aurora was to release in 1968. The six models were to be a Cessna




Skylane, a Lear Jet, the Jet Commander, Cessna Skymaster, Piper Cherokee and Piper Aztec. Due to concerns that civilian aircraft models would not sell well, Aurora management had the molds made in Portugal where they would cost half as much as in the US.

When the molds were received they were found to be so bad that only the Jet Commander, Skymaster, Cherokee and Aztec were produced. As expected they did

not sell well and were removed from the Aurora catalog within two years.

After a long and torturous history Aurora passed through many hands till finally

in 1977 Monogram purchased most of Aurora's molds. While being transported from West Hempstead, L.I. to Morton Grove Illinois the train carrying the molds derailed, scattering them across a farmer's field in upstate New York. After recovery the Jet Commander and Skymaster molds were found to be destroyed along with the



Halberstadt CL.II, the Breguet 14 and Albatross C-3. A sad end to some old favorites we grew up with.

The kit contains 36 parts in that famous Aurora white plastic along with 6 very thick clear plastic parts. It originally sold for one dollar. There is a simple cockpit along with passenger seats and a small bar for the cabin. There is no surface detail but there wasn't much on the real aircraft. The decals, which still look good, represent the prototype Aero Commander Jet Commander first flown in 1966. When you look at the kit it reminds me of a limited run kit of today. The dry fits

are not bad and with a little work I think it would build up very nicely.




By the way I purchased this kit from Grants in 1968; the discount price was 89 cents! I saw one for sale on eBay for \$94.00 but wouldn't trade it for the world; just too many good memories go with it.




USS Ward (DD-139), 1941

Flyhawk Model, 1/700 Scale, Quick Kit Review

By Devin Poore



USS Ward (DD-139) was built in just 18 days, from keel laying on May 15th, 1918 to launch on June 1st and commissioning on July 24th of the same year. She saw no action



during the First World War, the conflict she had been built so rapidly for, and was decommissioned in 1921 after peace time service in the Atlantic and Pacific fleets. With conflict brewing, she was recommissioned in January of 1941 and stationed in

Pearl Harbor. It was there, at just before 7 a.m. on December 7th, 1941, that she depth charged and fired upon a Japanese midget submarine, opening the U.S. involvement in World War II. Very old at the start of the war, and soon replaced by more capable destroyers, Ward underwent conversion to a High Speed Transport (APD) and served in several operations in that role. She met her fate on December 7th, 1944, three years to the day after Pearl Harbor, when she was struck by a kamikaze off of the Philippines. Unable to control her fires, she was abandoned and scuttled by gunfire from the destroyer USS O'Brien (DD-725); O'Brien was commanded by William W. Outerbridge, the man who had commanded Ward on December 7th, 1941.

I JUST got this kit in the mail yesterday, and I wanted to do a quick review as it's brand-new. This kit is the second injection molded full model produced by Skyhawk



Model, a company that's been making insanely detailed photo etch sets for several years now. There are two versions of this kit, a plastic injection version, and this one that



has extra, super detailed, parts that include three sheets of photo etch, turned brass gun barrels, depth charges and mooring bits, along with resin replacements for several structures, including the torpedo tubes.

For sake of time, I scanned the kit components rather than photographing them, not the best quality, but you get the idea.

The kit is simply beautiful. No other word for it. It's tiny, yet all of the details are clearly depicted, well formed, and with no flash at all. I dry-fit the upper hull and lower hull (it

also comes with a blanking plate for those wanting to do waterline) and there's absolutely no seam. Fantastic fit. Small details such as the ship's boats, guns, and boat davits are finely rendered, well detailed, and logically placed on the sprues so that removing them won't cause damage to the components.

As stated, this is the limited edition, super detailed version of the kit. The photo etch consists of three sheets. One of the sheets is a display base and name plate that is a very nice touch. The other sheets cover ladders, railings, stack rails, doors, and the other details one would expect.

I haven't looked the kit close enough yet to know what the resin details are, other than the obvious torpedo tubes. While the styrene tubes are well done, the resin versions have just a bit more detail, and the tubes are finer, look more scale, and are a nice addition.

Where this kit gets absolutely insane are the brass barrels and other turned bits. The barrels are nice, four of them to replace the main armament. They require the one-piece mounts be cut off and the brass affixed, which may be a

trick proposition. The turned depth charges are nice... I guess. Honestly, I can't really see the damned things very well, even using my Optivisor with the magnifying loupe affixed! And the individual bits that you use in conjunction with a PE plate to make



up the individual mooring bits (two bits and one plate need to be assembled to make up 10 of the things)??? Let's just say that the molded styrene mooring bits that are part of the main deck will be just fine for me.


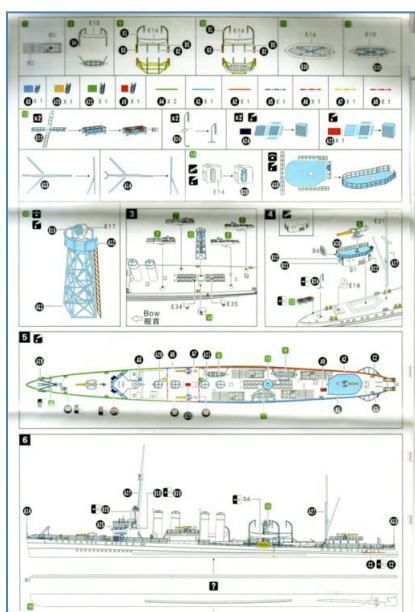
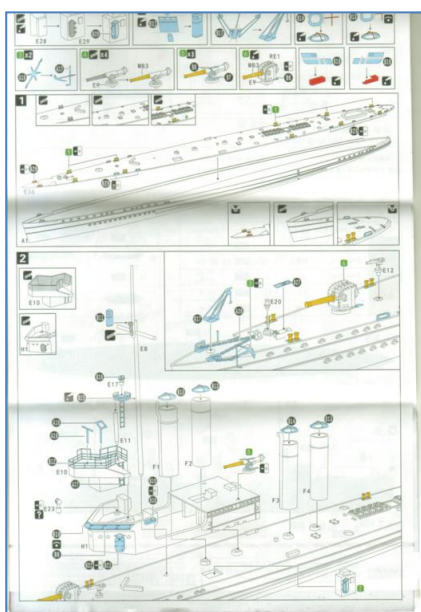
Instructions are outstanding. Full color, they're on two sides of a 7" X 20" folded sheet.

Overall this is an amazing kit. It's tiny, the hull is 5 3/8" long at the waterline (136mm) which is dead-on for Ward's length of 314 ft.

The styrene only version retails for \$29.95, and this limited edition super-detailed version retails for \$39.95. If you have 1/700 scale railings lying about, the basic version

will build into a great replica. If you want to get the railings and some extra details – or just want to go completely nuts with turned-brass mooring bits – the limited edition version is a good investment for an extra \$10.

It's really great to see Flyhawk getting into the styrene business. I expect great things from them and others that are making inroads into injection molding, such as Blue Ridge Hobby. I highly recommend the kit for someone who has built 1/700 scale before. I got my copy from [Freetime Hobbies](#), where they have the [standard version](#) on sale for \$21.95 and the [limited edition](#) (while they last) for \$29.95. A great value for the money.



I have added some hopefully better quality versions of these photos to the online review on the NJIPMS website: http://njipms.org/?page_id=1900



This month's meeting will be on:

Friday

June 13th, 2014



Welcome to the **50th** Anniversary
IPMS-USA National Convention
Hosted By
IPMS TIDEWATER
August 6-9, 2014





IPMS/USA NEW MEMBER APPLICATION

IPMS No.: _____ Name: _____
(leave blank) FIRST M. LAST

Address: _____

City: _____ State: _____ Zip: _____

Phone: _____ email: _____

VISA/MasterCard _____ Account # _____ - - -

Exp. Date: _____

Signature: _____

☐ Adult: **\$25** ☐ Junior (17 years old or younger): **\$12** DOB: _____

☐ Canada & Mexico: **\$30** ☐ Other Foreign: **\$32** ☐ Foreign Air Mail: **\$55**

☐ Family (Adult dues + \$5, one set magazines, # of membership cards required: _____)

☐ If recommended by an IPMS member,
list his/her name and member number _____ (name) _____ (IPMS#)

IPMS/USA
Check out our web page: www.ipmsusa.org

P.O. Box: 2475
North Canton, OH 44720-0475



IPMS/USA

www.ipmsusa.org



*Newsletter
Editor can be
contacted at:
me "at"
devinpoore.com*

