

MosquitoGram

The Official Newsletter of the New Jersey Chapter of IPMS

August 2013



Midget Racer Night

THE IRON WORKS

By Bill Schwarz, President



Hi all! Hope the summer is going great for all of you! Mine is good as is every day. Life is good, even if you don't always think it is! There's always someone worse off than you so please keep that in mind and enjoy this short time we all have on this third rock from the sun! Last month, July's meeting went very well. The Midget Racers were in force and it was nice to see a group build of something more than military subjects! As a modeler, when you do different kinds of models, it actually makes you a better modeler! You learn different aspects of modeling and other things not normally associated with military builds. This is also a good thing. Luckily I have been able to cross my own job into what we do in the club. Painting real subjects is something I learned early on. When I started building models in the 80's, it was an easy crossover for me and I was able to apply my knowledge of body work and painting to models. This was a

good thing, but I also learned how to do other subjects and genres and that made me the kind of modeler I am today. The only thing I don't really do anymore is compete! Once in awhile is good enough! In the late 80's and early 90's awards were an obsession until I just stopped after thinking about it for awhile. I realized the awards meant nothing and what counted was having fun and being around other guys and girls that like what I like. The club to me has come full circle in many ways. It's not so important to win those awards and accolades. What's important is the forged friendships and a lifetime filled of fond memories of said years! Ah yes, there are still those few that need to be recognized at the winners circle but given time they too will see that it's only models and it's everything else that

Next Meeting:
Friday,
August 9th

Upcoming
Events:

August
Pearl Harbor
Night


August 14-17
IPMS
Nationals.
Loveland, CO

September
Movie Night

September
13-15th
JerseyFest
Fair,
Fairfield, NJ

November
WWI Night

December
Annual
Christmas
Party



counts oh so much more! With that said, that's all on this subject! LOL.

Next up, I hope everyone has a decent time at the Nationals. Whoever is going, see me and Marty at the next meeting with your receipts and we will give some kind of a comp. I don't know what as of yet, but there will be something!!! I myself am not going this year, but will be there 2014 in Virginia. I am actually going to build at least 3 subjects just to compete!! Win or lose it still will be fun so if you can make it, plan on going out one night and having one of my famous nights out! You will not be disappointed at all.

Last up is an unplanned mini group build that me, Stan, Ed Minto and Devin will

be doing. We are going to build 4 versions of the Pegasus Hobbies *Nautilus*. They will be even more detailed and all should look quite different and given the talent ought to be something to see. I am looking at a XMAS 2013 to February 2014 time frame and I hope they can be displayed at the Nationals in 2014. Let's see what happens. If any of you wish to get on board, see me and I can fit you in. It's not for awards it's for fun and for show! So with that said, I think I covered everything, what I didn't the other guys will in the NL Pieces. So See Y'all Friday at the K of C in beautiful Garwood New Jersey!

~ *Big Bill Schwarz*

Joe's VP Piece

By Joe Smith

Fellow members of NJIPMS,

I hope everyone is having a safe and happy summer, and getting some time at the workbench as well. On September 27th and 28th, AMPS East will be hosting their annual show to be held at the Danbury Plaza Hotel in Danbury, CT. This group puts on a great show each and every year. Our club did very well in the winner's circle last year! Without trying to rush, I am trying to break

a personnel long drought of not having anything on the contest table. I hope others can support this show as well.

Happy Modeling

~*Joe Smith*



Irish Diplomacy

By Martin J Quinn

Irish Diplomacy: The ability to tell a man to go to hell so that he looks forward to making the trip.



There were some really nice group build models on the tables last month, weren't there? As Big Bill mentioned, it was nice to see something other than military models on the contest table. Some of the paint jobs were exceptionally well done. Nice job by Doc Peters for organizing the build, and to everyone who participated.

Now that the midget racers group build is complete, it's time to think about the next



group build, which will be of a maritime theme. The kits will be injection molded destroyer kits, to honor our former member and "Tin Can Sailor" Bill Marshall. As such, it will be dubbed the "NJ/IPMS Tin Can Sailor Group Build". Even though Bill was a USN sailor, we'll open it up to some other navies – just not the Japanese, since that is who he fought against. The scale will be 1/350, because 1/700 would probably

be too small for some folks. The build will commence in February 2014 and end in August 2014, when we'll have a special group build contest at the meeting, complete with prizes and awards.

Folks can select from the following models:

- 1/350 Tamiya US Navy DD-445 Fletcher
- 1/350 Dragon USS Buchanan DD-484 Gleaves Class Destroyer 1942
- 1/350 Dragon USS Livermore Gleaves Class DD-429 Destroyer 1942
- 1/350 Dragon USS Laffey DD-459 Benson Class Destroyer 1942
- 1/350 Dragon USS Benson DD-421 Benson Class Destroyer 1945
- 1/350 Dragon USS Benson DD-421 Benson Class Destroyer 1940
- 1/350 Dragon USS Gearing DD-710, 1945
- 1/350 Dragon USS Chevalier DD-805, 1945
- 1/350 Trumpeter HMS Eskimo British Tribal Class Destroyer 1941
- 1/350 Trumpeter German Z-43 Destroyer
- 1/350 Trumpeter German Z-30 Destroyer
- 1/350 Trumpeter German Z-25 Destroyer
- 1/350 Dragon German Z-38 Destroyer
- 1/350 Dragon German Z-31 Destroyer
- 1/350 Dragon German Z-39 Destroyer

You may have noticed I left the Trumpeter USS Sullivans (Fletcher-class DD) off the list. I did that since it's basically a big pile of



crap. I want this group build to be fun for everyone who participates!

As usual, the kits will be provided by the club (when picking a model, pick an alternate, in case the first choice isn't available). If you want to trick it out with photo-etch and other goodies, that is on you – the model can be built however you want. All we ask is that if you take a kit; please finish it within a reasonable amount of time.

Even if you don't have it done by the August 2014 deadline, bring it to the meeting to display.

Well, I've said enough, so that's it from here. See everyone at the August meeting, looking forward to seeing all the Pearl Harbor related models on the table!

~*Martin*

THE JUDGES TABLE



By Jon Da Silva

There were definitely a lot of people at the last meeting considering it's the summer. I hope this trend continues until October. I'd like to give a shout out to all the group build participants, especially Vince who built 6 or 7 midgets. Everyone's builds were amazing. I'll announce the winners at next month's meeting and I'll have certificates. I'm going to change things up a bit since I'm not getting as many votes as I'd like. Instead of waiting until the actual "business meeting" I'm going to announce it's time to vote earlier. By the time the business is done most of the people have gone home or just don't care enough to vote. This screws things up for the model of the year participants in December.

We may have a new member next month, so if you see a new face his name is Bruce, be sure to give him a NJIPMS welcome! Next month will also be Pearl Harbor night. I'm feverishly trying to finish a 1/700 IJN *Shokaku* but I don't think it'll be ready in time. I anticipate a very large turnout considering the amount of air and sea modelers we have. Our next group build will be small 1/350 scale ships. Destroyers, corvettes, frigates. More details to follow.

Ciao,

~*Jon*



5



Find us on the web at www.njipms.org
or at
<http://groups.google.com/group/njipms>



The Contact's View


By Mike Pavlo, VP

I hope everyone is enjoying their summer and doing their best to stay cool. If you can't head to the beach or pool, that means time at the workbench (in the A/C) can sometimes be the best choice!

Did anyone else see the neat article in the latest IPMS Journal where the DC Chapter had a unique contest/meeting theme? Members brought in any built model—as long as it could be found in the The Squadron Shop catalog from 1973 (40 years ago). Many of the models were from companies that are long since extinct, and some are truly collector's items today. There are even some Airmodel vacuform conversions. I've looked at the photos several times and they get cooler each time I look at them. Not only is it a trip down

memory lane, but it also proves that many of those "old kits" are really quite buildable and look great once completed. Of course, we knew that even back then, as were we building them "back in the day". In fact, I love to browse through those old catalogs and magazines. It's a fun way to look back to where we were and where we are now. It's interesting to see how many of the aircraft subjects of the Airmodel vacuform conversion kits have, over the course of the decades, been subsequently released as mainstream injection kits – it's well over half of them! Modeling was great way back then, but we have indeed come a long way also. It makes me wonder what advancements are still ahead of us!

~Mike P.



From the Novice Desk


By Art Doran

I always wanted to build the Japanese torpedo bomber that attacked Pearl Harbor.



I found the kit when I knew nothing about the difference in quality between model manufacturers. I must have had this kit for five years, but I got side tracked by 1/32" scale expensive models. The funny script on the "Nichimaco" box cover is Irish, and I believe I got it on Ebay for less than \$18.00.

The kit instructions left a lot to be desired, in fact, there were times I was sure the entire set of instructions were printed in Irish. The



interior was filled with detail parts and looked neat when completed.


But, all that work and it is very tough to see any of the interior layout through the canopy. The engine also had numerous parts, but after it was installed in the cowlings there was little left to see. Although the kit I purchased did not have it, a version was

available with a battery driven motor. The body of the model went together nicely, with only minor problems to the wing root and with alignment.

I primed the model gray, then I masked the



canopy with Tamiya tape and installed it on the plane. The upper surface is painted a brownish color (I am shade colorblind). Most Japanese color schemes are rather bland. This plane was unique and was a real challenge to my limited ability. I used a thin sheet of Styrofoam to cut out about 20 different blotch patterns. I then held the pattern above the surface of the model and spray painted the dark green spots all over the top of the surface.





I put the decals on without any "Micro-set or Micro-sol" and they looked great. But as wisdom would have it, I later decided to permanently set the decals with Micro-sol. What a mistake! I had to slice a dozen bubbles that formed from using the setting solution. I should have just said "It as good as you are going to get" and left them alone. (A3-5) is the final result.



Don't forget this month's contest is "Pearl Harbor", so as sponsor I hope to see lots of models. Gift certificates for air and for land & sea will be awarded.

~Art Doran

From the Editor

By Devin Poore

Just a few quick notes before sending this out:

Thank you to Art Doran for the quick-build article this month. I still feel odd about titling his pieces "novice", as he's clearly progressed in his skill to be anything but. I have a nice armor review from Jon Da Silva that I'll be running next month, and hopefully I can also do an out of the box look at the Pegasus Nautilus sub that Bill mentioned in his piece.

The website upgrade continues. I've basically got all of the reviews restored and all current club information is up to date. There's a TON of photo features on

museums, battle fields, IPMS shows, etc., that still need to be added back. It's going to take a while, but we'll get it restored.

For those into science fiction, the Jersey Fest show is next month. It looks like it'll be a big show, and it's close-by. I know that Ed Minto, myself, and a few others plan on taking in at least one of the days: <http://jerseyfestfair.com/>



This month's meeting will be on:

Friday

August 9th, 2013



IPMS/USA NEW MEMBER APPLICATION

IPMS No.: _____ Name: _____
(leave blank) FIRST M. LAST

Address: _____

City: _____ State: _____ Zip: _____

Phone: _____ email: _____

VISA/MasterCard _____ Account # _____ - - -

Exp. Date: _____

Signature: _____

☐ Adult: \$25 ☐ Junior (17 years old or younger): \$12 DOB: _____

☐ Canada & Mexico: \$30 ☐ Other Foreign: \$32 ☐ Foreign Air Mail: \$55

☐ Family (Adult dues + \$5, one set magazines, # of membership cards required: _____)

☐ If recommended by an IPMS member,
list his/her name and member number _____ (name) _____ (IPMS#)

IPMS/USA P.O. Box: 2475
North Canton, OH 44720-0475

Check out our web page: www.ipmsusa.org

IPMS/USA

www.ipmsusa.org



*Newsletter
Editor can be
contacted at:
me "at"
devinpoore.com*

